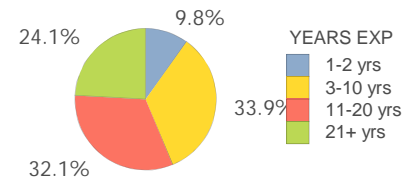


# West Ashley High School

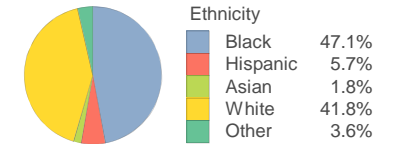
## SCHOOL DEMOGRAPHICS

|                                  |                                     |                                      |  |                              |                    |
|----------------------------------|-------------------------------------|--------------------------------------|--|------------------------------|--------------------|
| Total 2016-17 Enrollment<br>1639 | Poverty Index<br>57.7               | Gifted Academic<br>16.0%             | % Arts Participation/Enrollment<br>31.1% |                              |                    |
| Student Retentions<br>0.9%       | % Overage by 1 or more years<br>N/A | % Overage by 2 or more years<br>6.5% | % English Lang. Learner<br>5.6%          | % Special Education<br>12.1% | % Plan 504<br>4.6% |

## Teacher Experience

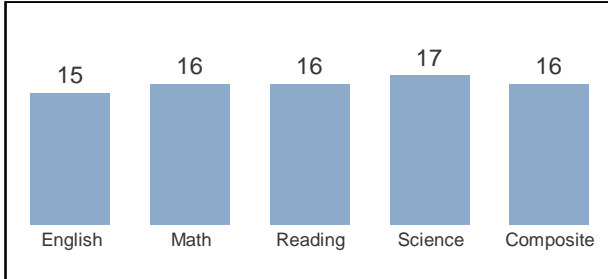


## Student Ethnicity

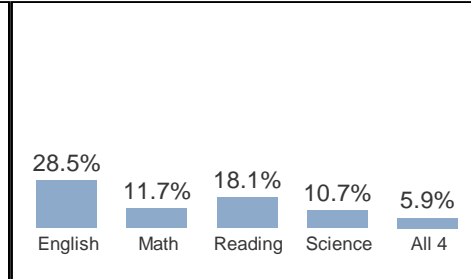


## ACADEMIC ACHIEVEMENT

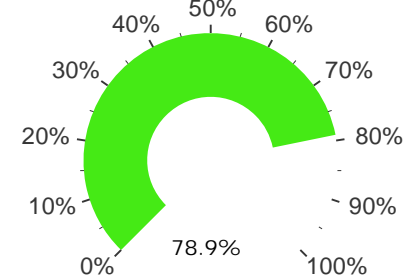
### Average 2017 ACT Scores (11th Grade)



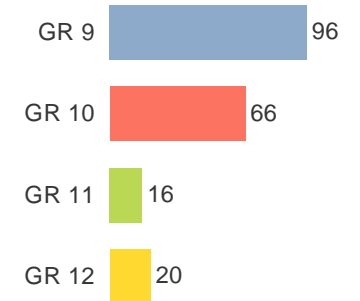
### % Meeting ACT Benchmark 2017



## Graduation Rate



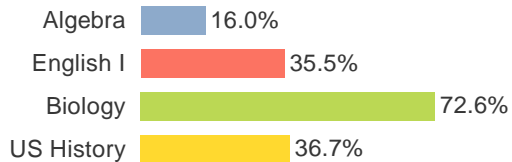
## Grade Level Less than Expected



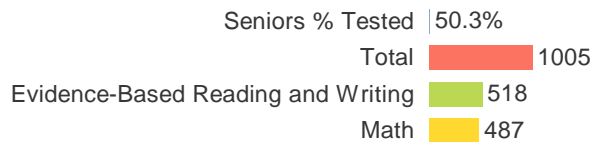
## Students Meeting or Exceeding College Readiness Pathway Benchmarks

|                                      |       |
|--------------------------------------|-------|
| College and Career Ready, ACT 20     | 21.5% |
| LIFE Scholarship, ACT 24             | 6.7%  |
| Palmetto Fellows Scholarship, ACT 27 | 2.6%  |

## HS End of Course (C or Higher)



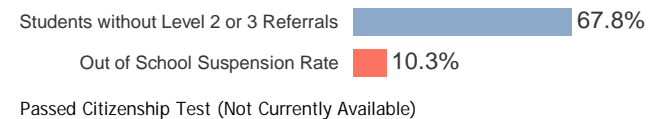
## SAT Average Score



ACCUPLACER  
(Not currently available)

ASVAB  
(Not currently available)

## CITIZENSHIP FACTORS



## AP, CTE, Dual Credit Courses

|  |       |
|--|-------|
| Enrolled in 1 or More AP Course          | 216   |
| Enrolled in 1 or More CTE Course         | 1208  |
| Enrolled in 1 or More Dual Credit Course | 97    |
| AP Results of 3 or higher                | 32.6% |
| CTE Completers                           | 90    |
| Dual Credit Successful completion rate   | 97.9% |

# West Ashley High School

## RESULTS BY ETHNICITY

### 2017 ACT Scores (11th Grade)

Average ACT Score

|           | Black | Hispanic | White | Other |
|-----------|-------|----------|-------|-------|
| English   | 15    | 13       | 19    | 16    |
| Math      | 16    | 17       | 19    | 19    |
| Reading   | 14    | 13       | 21    | 17    |
| Science   | 15    | 16       | 18    | 16    |
| Composite | 16    | 14       | 20    | 17    |

% Meeting ACT Benchmark

|         | Black | Hispanic | White | Other |
|---------|-------|----------|-------|-------|
| English | 11.6% | 5.6%     | 53.6% | 26.1% |
| Math    | 2.0%  | 0.0%     | 22.7% | 30.4% |
| Reading | 5.6%  | 16.7%    | 35.3% | 13.0% |
| Science | 2.5%  | 0.0%     | 22.9% | 8.7%  |
| All 4   | 1.0%  | 0.0%     | 13.2% | 4.3%  |

Students Meeting or Exceeding College Readiness Pathway Benchmarks

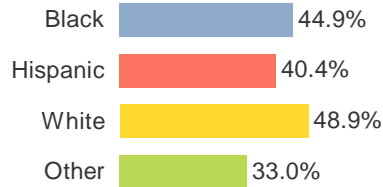
|                                      | Black | Hispanic | White | Other |
|--------------------------------------|-------|----------|-------|-------|
| College and Career Ready, ACT 20     | 5.1%  | 5.6%     | 44.1% | 26.1% |
| LIFE Scholarship, ACT 24             | 1.5%  | 0.0%     | 13.8% | 8.7%  |
| Palmetto Fellows Scholarship, ACT 27 | 0.0%  | 0.0%     | 6.6%  | 0.0%  |

ACT WorkKeys Certificate

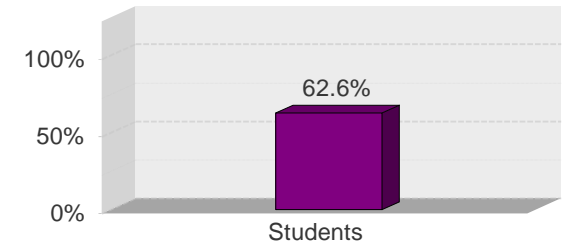
|                  | Total | Black | Hispanic | White | Other |
|------------------|-------|-------|----------|-------|-------|
| None             | 20.3% | 34.0% | 14.3%    | 5.9%  | 4.5%  |
| Bronze           | 22.9% | 29.8% | 28.6%    | 13.7% | 22.7% |
| Silver           | 46.6% | 34.0% | 50.0%    | 61.4% | 50.0% |
| Gold             | 10.3% | 2.1%  | 7.1%     | 19.0% | 22.7% |
| Platinum         | 0.0%  | 0.0%  | 0.0%     | 0.0%  | 0.0%  |
| Silver or Higher | 56.8% | 36.1% | 57.1%    | 80.4% | 72.7% |

### STUDENT ENGAGEMENT


Students in Extracurriculars



Student Satisfaction with Learning Environment

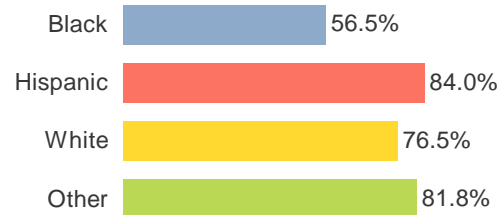


Graduation Rate



### CITIZENSHIP FACTORS

Percent Without Level 2 or 3 Referrals



Out of School Suspensions

