

# Carolina Voyager Charter

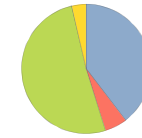
## SCHOOL DEMOGRAPHICS

Total 2016-17 Enrollment 197	Poverty Index 49.3	Gifted Academic 7.8%	% Arts Participation/Enrollment 98.5%	
Student Retentions 3.0%	% Overage by 1 or more years 7.1%	% English Lang. Learner 1.0%	% Special Education 10.2%	% Plan 504 2.5%

## Teacher Experience

No data to display

## Student Ethnicity



Ethnicity	
Black	39.6%
Hispanic	5.6%
White	51.3%
Other	3.6%

## Percent of Students Meeting or Exceeding 1.0 Year Growth

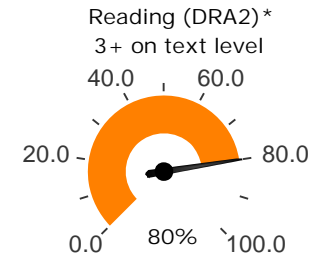
No data to display

## MAP Spring 2017 Median Student Percentile Rank

No data to display

No data to display

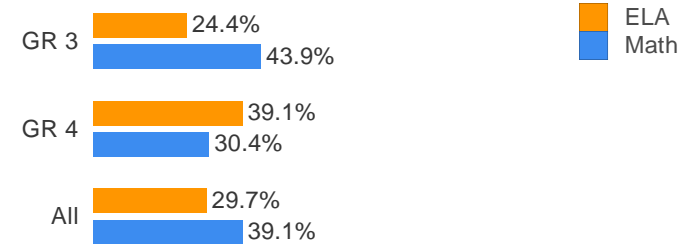
## Kindergarten Readiness



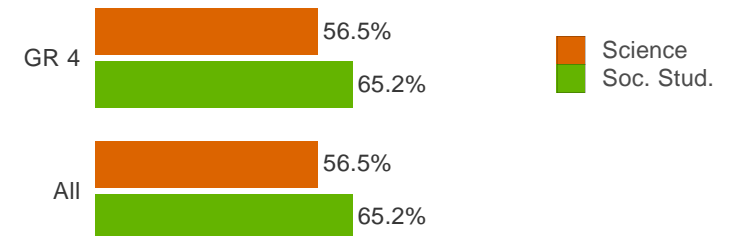
Math (MAP)  
At/Above 40th Percentile

\*Other measures available soon

## Proficiency: 2017 SC READY ELA and Math



## Proficiency: 2017 SCPASS Science and Social Studies



# Carolina Voyager Charter

## RESULTS BY ETHNICITY

### Spring 2017 MAP Percent Meeting or Exceeding 1.0 Year Growth

Number Tested	Black	Hispanic	White	Other
---------------	-------	----------	-------	-------

### Pre-Kindergarten Readiness ELA (myIGDIs)


No data to display

### Pre-Kindergarten Readiness Math (myIGDIs)

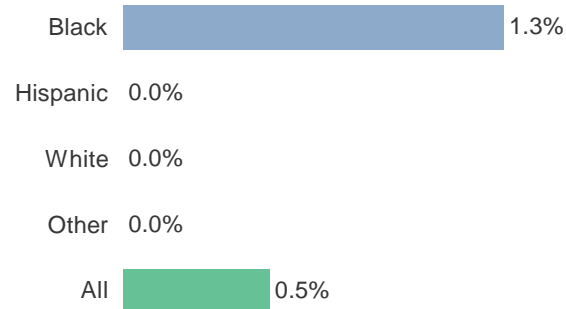
No data to display

## CITIZENSHIP FACTORS

### Percent Without Level 2 or 3 Referrals



### Out of School Suspension Rates



## STUDENT ENGAGEMENT

### Student Satisfaction with Learning Environment

