

# Allegro Charter School of Music

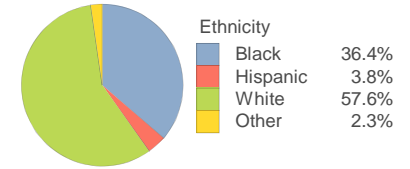
## SCHOOL DEMOGRAPHICS

Total 2016-17 Enrollment		Poverty Index	Gifted Academic	% Arts Participation/Enrollment	
132		47.4	11.4%	98.5%	
Student Retentions	% Overage by 1 or more years	% Overage by 2 or more years	% English Lang. Learner	% Special Education	% Plan 504
0.0%	9.0%	0.0%	0.0%	8.3%	7.6%

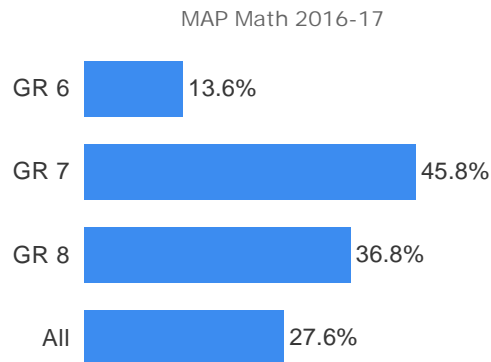
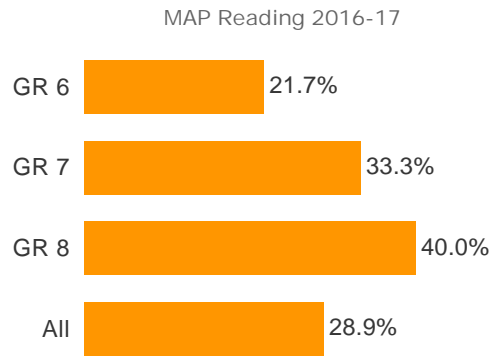
## Teacher Experience

No data to display

## Student Ethnicity



## Percent of Students Meeting or Exceeding 1.0 Year Growth

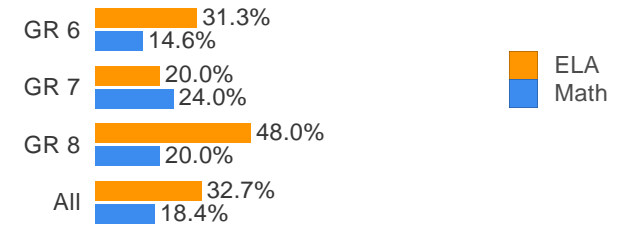


## MAP Spring 2017 Median Student Percentile Rank

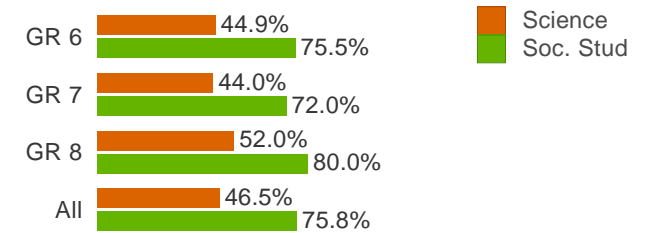


Green: Percentile that predicts College/Career Ready (ACT 20)  
 Blue: Percentile that predicts LIFE Scholarship (ACT 24)  
 Purple: Percentile that predicts Palmetto Fellows Scholarship (ACT 27)


## Proficiency: 2017 SC READY ELA and Math



## Proficiency: 2017 SCPASS Science and Social Studies




## MS End of Course (C or Higher)

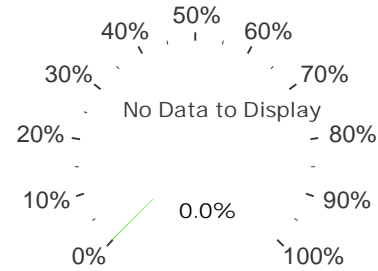


# Allegro Charter School of Music

## ACADEMIC ACHIEVEMENT (Grades 9-12)



## Graduation Rate



GR 9 0

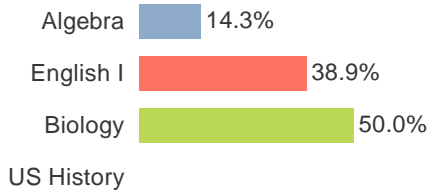
GR 10 0

## Grade Level Less than Expected

## Students Meeting or Exceeding College Readiness Pathway Benchmarks

No Data to Display

## HS End of Course (C or Higher)



ACCUPLACER  
(Not currently available)

## SAT Average Score

No data to display

ASVAB  
(Not currently available)

## CITIZENSHIP FACTORS

Students without Level 2 or 3 Referrals 87.9%

Out of School Suspension Rate 6.1%

Passed Citizenship Test (Not Currently Available)

## AP, CTE, Dual Credit Courses

Enrolled in 1 or More AP Course	16
Enrolled in 1 or More CTE Course	37
Enrolled in 1 or More Dual Credit Course	0
AP Results of 3 or higher	13.3%

## STUDENT ENGAGEMENT

Students in Extracurriculars

No data to display

Student Satisfaction with Learning Environment

