

Aa Bb Cc Dd Ee Ff Gg Hh Ii Jj Kk Ll Mm

ant bag cat dog egg fan gum ham ill jam kit log mad

Nn Oo Pp Qq Rr Ss Tt Uu Vv Ww Xx Yy Zz

net ox pen quilt rot sub tip up vet wag x-ray yell zip

Months of the Year

January 	February 	March 	April
May 	June 	July 	August
September 	October 	November 	December

1 - one	2 - two	3 - three	4 - four	5 - five
6 - six	7 - seven	8 - eight	9 - nine	10 - ten
11 - eleven	12 - twelve	13 - thirteen	14 - fourteen	15 - fifteen
16 - sixteen	17 - seventeen	18 - eighteen	19 - nineteen	20 - twenty

Days of the Week

Sunday Monday Tuesday Wednesday
Thursday Friday Saturday

Signs

add plus sign	subtract minus sign	greater than 7 > 3	less than 3 < 7
----------------------	----------------------------	---------------------------	------------------------

Coins

penny 1¢ 	nickel 5¢ 	dime 10¢ 	quarter 25¢
-----------------	------------------	-----------------	--------------------

SHAPES and COLORS

BASIC 2D FLAT SHAPES

red	yellow	purple	brown	black	pink
circle	square	triangle	rectangle	hexagon	oval

3D SOLID SHAPES

orange	blue	green	white	gray
cube	cylinder	sphere	cone	rectangular prism

©KINDER LEARNING 2008

ESL at Home 3-5 Weeks 1-2

Use notebook paper to complete these activities. Do one each day!

Monday	Tuesday	Wednesday	Thursday	Friday
Choose any TV show or movie. Write the title, characters, setting, beginning, middle, and end.	Use things you can find in your house to invent something new. Illustrate and label it. Write about how you would use this invention to solve a problem.	Write a letter to your teacher about what you did today. Use words like first, next, then, last, and finally.	Find something in your house that starts with every letter of the alphabet. Example: A: airplane toy B: bread	Choose something in your house to use as a measuring tool, like a water bottle or a spoon. Measure 10 things with that tool and make a list. Example: My bed is 12 water bottles long.
Monday	Tuesday	Wednesday	Thursday	Friday
Find 30 objects in your home. Sort them into lists. Example: things that are red, things that are plastic, things that are magnetic.	Roll up three pieces of paper to make tubes. Stand them up. See how many things you can stack on top of the tubes. Make a list of all the things you were able to stack.	Create a scavenger hunt for your family. Hide things around your house, then write clues to help them search.	Write acrostic poems to describe each member of your family (even your pets!) Example: M - magical A - ambitious X - eXcellent	Think of two characters from two different books or shows. Write a story about what might happen if they met each other.

ESL en Casa 3-5 Semanas 1-2





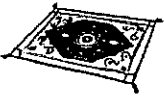

usar una hoja de libreta para completar las actividades. Hacer uno por día.

Lunes	Martes	Miercoles	Jueves	Viernes
Escoge un programa de television y crear una lista de titulo, personajes, lugar, comienzo, medio y fin.	Usar cosas que puedas encontrar en tu casa para inventar algo nuevo. Dibujalo y etiquetalo. Escribe como este invento va hacer de ayuda.	Escribir una carta a tu maestro de como estuvo tu día. Usar palabras como: primero, siguiente, despues, ultimo y finalmente.	Encontrar cosas en casa que empiecen con las letras del abecedario Ejemplo: A: anillo B: basura	Escoge algo en tu casa para usar de herramienta para medir, como una botella de agua o una cucharra. Medir 10 cosas con tu herramienta y hacer una lista. Ejemplo: Mi cama mide 12 botellas de agua de largo.
Lunes	Martes	Miercoles	Jueves	Viernes
Encontrar 30 cosas en tu casa. Acomodarlos por listas. Ejemplo: cosas que son rojas, cosas que son de plastico, cosas que tienen iman.	Enrollar 3 pedazos de papel para hacer tubos. Paralas y mira cuantas cosas puedes poner encima. Hacer una lista de todo lo que pusiste encima.	Crear una busqueda de tesoros para tu familia. Esconde cosas alrededor de tu casa y escribe pistas para que los demas los encuentren.	Escribe poemas acrostico de toda tu familia diciendo cosas buenas (hasta de tus mascotas)! Ejemplo: M - magico A - asombroso X - eXcelente	Piensa en dos diferentes personajes de distinos libros o peliculas. Escribe una historia de como pudieran llegar a conocerse.

Day 1

Name: _____ Photo: Beginning Sounds and Letters

Circle the letter that makes the beginning sound in the word. Then, write the letter in the blank. Say the sound as you write the letter.







1  _ap h m z	2  _et l n w
3  _ig p r g	4  _iz f q r
5  _ug r f c	6  _ix k s l

★ Practice writing each word on a separate piece of paper.

CODES Lexia Skill Builder™

Name: _____ Photo: Beginning Sounds and Letters

Circle the letter that makes the beginning sound in the word. Then, write the letter in the blank. Say the sound as you write the letter.

1  _an p m z	2  _ut g n s
3  _ug j c b	4  _ut j m c
5  _in l g p	6  _ad s w x

★ Practice writing each word on a separate piece of paper.

CODES Lexia Skill Builder™

Name: _____ Date: _____

Let's Use The 120 Chart To Count On

1	2	3	4	5	6	7	8	9	10
11	12	13	14	15	16	17	18	19	20
21	22	23	24	25	26	27	28	29	30
31	32	33	34	35	36	37	38	39	40
41	42	43	44	45	46	47	48	49	50
51	52	53	54	55	56	57	58	59	60
61	62	63	64	65	66	67	68	69	70
71	72	73	74	75	76	77	78	79	80
81	82	83	84	85	86	87	88	89	90
91	92	93	94	95	96	97	98	99	100
101	102	103	104	105	106	107	108	109	110
111	112	113	114	115	116	117	118	119	120

Color **23** in red. Count on **3** more.

23 and **3** more is _____.

Color **54** in orange. Count on **1** more.

54 and **1** more is _____.

Color **65** in yellow. Count on **5** more.

65 and **5** more is _____.

Name: _____ Date: _____

Let's Use The 120 Chart To Count On

1	2	3	4	5	6	7	8	9	10
11	12	13	14	15	16	17	18	19	20
21	22	23	24	25	26	27	28	29	30
31	32	33	34	35	36	37	38	39	40
41	42	43	44	45	46	47	48	49	50
51	52	53	54	55	56	57	58	59	60
61	62	63	64	65	66	67	68	69	70
71	72	73	74	75	76	77	78	79	80
81	82	83	84	85	86	87	88	89	90
91	92	93	94	95	96	97	98	99	100
101	102	103	104	105	106	107	108	109	110
111	112	113	114	115	116	117	118	119	120

Color **4** in red. Count on **6** more.

4 and **6** more is _____.

Color **17** in orange. Count on **5** more.

17 and **5** more is _____.

Color **51** in yellow. Count on **8** more.







51 and **8** more is _____.

Day 2

Name: _____

LEVEL 4 | Phonics
Beginning Sounds and Letters

Find the letters in the box that make the beginning sound of each word. Then, write a word in the blank. Say the word as you write the letter.







1 h c r  _at	2 p h m  _en
3 b r h  _ug	4 f c m  _an
5 d j w  _ig	6 c d l  _og

★ Practice writing each word on a separate piece of paper.
CORES Lexia Skill Builders

Name: _____

LEVEL 4 | Phonics
Beginning Sounds and Letters

Find the letters in the box that make the beginning sound of each word. Then, write each letter in the blank. Say the word as you write the letter.

1 t w b  _ag	2 p d l  _ot
3 z l w  _ip	4 g f p  _in
5 w n s  _et	6 b r s  _un

★ Practice writing each word on a separate piece of paper.
CORES Lexia Skill Builders

Name: _____

Date: _____

Let's Use The 120 Chart To Count Back

1	2	3	4	5	6	7	8	9	10
11	12	13	14	15	16	17	18	19	20
21	22	23	24	25	26	27	28	29	30
31	32	33	34	35	36	37	38	39	40
41	42	43	44	45	46	47	48	49	50
51	52	53	54	55	56	57	58	59	60
61	62	63	64	65	66	67	68	69	70
71	72	73	74	75	76	77	78	79	80
81	82	83	84	85	86	87	88	89	90
91	92	93	94	95	96	97	98	99	100
101	102	103	104	105	106	107	108	109	110
111	112	113	114	115	116	117	118	119	120

Color **38** in red. Count back **3**.

38 and **3 less** is _____.

Color **91** in orange. Count back **2**.

91 and **2 less** is _____.

Color **84** in yellow. Count back **5**.

84 and **5 less** is _____.

Name: _____

Date: _____

Let's Use The 120 Chart To Count Back

1	2	3	4	5	6	7	8	9	10
11	12	13	14	15	16	17	18	19	20
21	22	23	24	25	26	27	28	29	30
31	32	33	34	35	36	37	38	39	40
41	42	43	44	45	46	47	48	49	50
51	52	53	54	55	56	57	58	59	60
61	62	63	64	65	66	67	68	69	70
71	72	73	74	75	76	77	78	79	80
81	82	83	84	85	86	87	88	89	90
91	92	93	94	95	96	97	98	99	100
101	102	103	104	105	106	107	108	109	110
111	112	113	114	115	116	117	118	119	120

Color **109** in red. Count back **4**.

109 and **4 less** is _____.

Color **24** in orange. Count back **2**.

24 and **2 less** is _____.






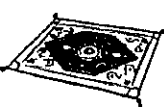
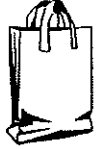

Color **49** in yellow. Count back **6**.

49 and **6 less** is _____.

Day 3

Name: _____ Phonics Picture-Word Match 1

Read each word. Then, circle the word that matches the picture.

1 	pin pot top	2 	cat hat can
3 	bus dig bed	4 	pit log lip
5 	dog dip gum	6 	ram get rug
7 	bus bag gap	8 	web win tub

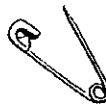







Copyright © 2005 by Linda Ward Beech, Scholastic Teaching Resources
 All rights reserved. No part of this publication may be reproduced, stored in a retrieval system, or transmitted, in any form or by any means, electronic, mechanical, photocopying, recording, or by any information storage and retrieval system, without the prior written permission of Scholastic Teaching Resources.

★ Read the words you circle to a partner.

COLES Lexia Skill Builders™

Name: _____ LEVEL 5 | Phonics Picture-Word Match 1

Read each word. Then, circle the word that matches the picture.

1 	pin pot net	2 	log lap tin
3 	sun big bus	4 	bug bat tag
5 	ten nut nod	6 	mop mat bog
7 	hen dog hat	8 	sun sad bed

Copyright © 2005 by Linda Ward Beech, Scholastic Teaching Resources
 All rights reserved. No part of this publication may be reproduced, stored in a retrieval system, or transmitted, in any form or by any means, electronic, mechanical, photocopying, recording, or by any information storage and retrieval system, without the prior written permission of Scholastic Teaching Resources.

★ Read the words you circle to a partner.

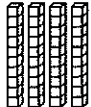
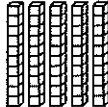
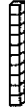


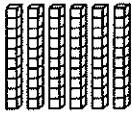
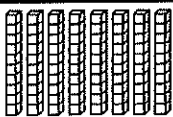
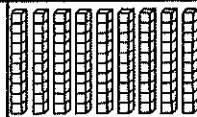
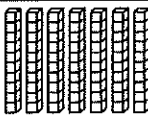
COLES Lexia Skill Builders™

Name: _____ Date: _____

Let's Represent Numbers With Tens

Look at each picture.

Write the number that each picture represents.

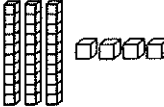
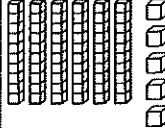

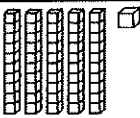
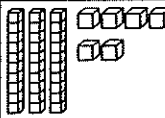
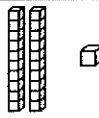
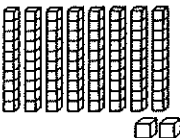
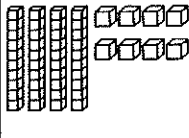
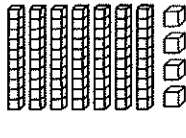
 _____	 _____	 _____
 _____	 _____	 _____
 _____	 _____	 _____

Name: _____ Date: _____

Let's Represent Numbers With Tens and Ones

Look at each picture.

Write the number that each picture represents.











 _____	 _____	 _____
 _____	 _____	 _____
 _____	 _____	 _____

Day 4

Name: _____

Phonics
Picture-Word Match 1

Circle the word that matches the picture. Then, trace the word you circled.

1  mug <u>map</u>	2  tag ten
3  hut hen	4  lip lot
5  mug mop	6  nod nut
7  fin fat	8  bed bug
9  dip dog	10  win web

Card Level 1
Copyright © 2015 by Pearson Education, Inc. All rights reserved. This work is derived from *Leveled Literacy Intervention*, a program of the Pearson Education, Inc. All rights reserved. This work is derived from *Leveled Literacy Intervention*, a program of the Pearson Education, Inc. All rights reserved.

* Practice writing the words you circled on a separate piece of paper.

COBLES Learn Skill Builders







5

Name: _____







Phonics
Consonant Digraphs

Say the sound made by the letters in each circle. Circle one of the three pictures that begin with that sound.



a 	b 
c 	d 
e 	f 



a 	b 
c 	d 
e 	f 

Card Level 1
Copyright © 2015 by Pearson Education, Inc. All rights reserved. This work is derived from *Leveled Literacy Intervention*, a program of the Pearson Education, Inc. All rights reserved. This work is derived from *Leveled Literacy Intervention*, a program of the Pearson Education, Inc. All rights reserved.

* For each digraph, think of another word that begins with the same sound.

COBLES Learn Skill Builders

1

Name: _____ Date: _____

Let's Compare!

Read the scenario and draw each number using tens and ones. Fill in the blanks.

There are 36 red fish and 54 blue fish.

Red Fish	Blue Fish
_____ tens _____ ones	_____ tens _____ ones

36 _____ 54

There are more _____.

Name: _____ Date: _____

Let's Compare!

Read the scenario and draw each number using tens and ones. Fill in the blanks.

There are 56 people on the ride and 45 people waiting in line.

On The Ride	Waiting In Line
_____ tens _____ ones	_____ tens _____ ones

56 _____ 45

Less people are _____.

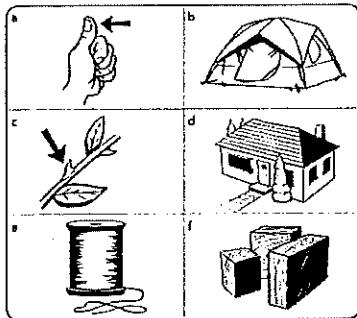
Day 5

Name: _____

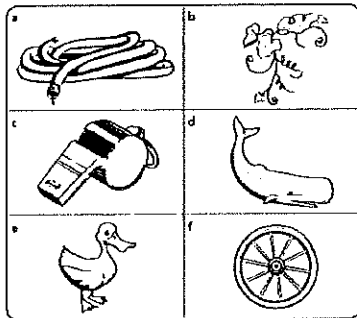
Phonics
Consonant Digraphs

Say the sound made by the letters in each circle. Circle or check the three pictures that begin with that sound.

1
th



2
wh



Core Skill Level 1
This activity is designed to help students practice identifying words that begin with the same sound. It is suitable for students in the early stages of reading.

★ For each digraph, think of another word that begins with the same sound.

COPEL Locus Skill Builders

Name: _____ Date: _____

Let's Solve Word Problems With Tens

Read the word problem below.
Show your work to solve the problem.

On Friday, a movie theater sold 55 tickets to a movie.
On Saturday, the theater sold 30 tickets to that movie.
How many tickets were sold altogether?


_____ tickets were sold altogether.

Name: _____


Phonics
Consonant Digraphs

Say the sound made by the letters in each circle. Circle or check the three pictures that end with that sound.

1
-ck



2
-ng



Core Skill Level 1
This activity is designed to help students practice identifying words that end with the same sound. It is suitable for students in the early stages of reading.

★ For each digraph, think of another word that ends with the same sound.

COPEL Locus Skill Builders

Name: _____ Date: _____

Let's Solve Word Problems With Tens

Read the word problem below.
Show your work to solve the problem.

The first grade students recycled 47 cans.
The second grade students recycled 50 cans.
How many cans were recycled altogether?

_____ cans were recycled altogether.

Day 6









Name: _____

Phonics
Consonant Digraphs

Name: _____

Phonics
Consonant Digraphs

Circle the letter or letters that make the beginning sound of the word. Then, write the letter or letters in the blank.









1  sh sk sh ip	2  cl ch ____ op
3  sh wh ____ ell	4  ch wh ____ in
5  sh th ____ in	6  sp sh ____ op
7  ch cr ____ ip	8  sl sh ____ ed

★ Read these words to a partner. Then, use each word in a sentence.

GOALS *Letter Skill Builders*

4

Circle the letter or letters that make the ending sound of the word. Then, write the letter or letters in the blank.

1  sp th ba th	2  sh sp fi ____
3  nk ck du ____	4  ck ng ri ____
5  th nk pa ____	6  sh st bru ____
7  st ck sti ____	8  ng ch ki ____

★ Read these words to a partner. Then, use each word in a sentence.

GOALS *Letter Skill Builders*

5

Name: _____ Date: _____

Let's Add 2-Digit Numbers

Draw tens and ones to solve each equation.

$51 + 18 =$ _____

$23 + 21 =$ _____

$76 + 11 =$ _____

$42 + 37 =$ _____

Name: _____ Date: _____

Let's Add 2-Digit Numbers

Draw tens and ones to solve each equation.

$24 + 46 =$ _____

$78 + 13 =$ _____

$54 + 39 =$ _____









$36 + 17 =$ _____

Day 7

Name: _____

Phonics Building Words

Put the letters in the correct order to spell the word. Say each sound as you write each letter.

1  p m a m a p	2  b e w _____
3  i n p _____	4  m o p _____
5  n s u _____	6  a d s _____
7  10 t n e _____	8  p z i _____

Core Skills
© 2015 Core Knowledge Foundation
www.coreknowledge.org
All rights reserved. No part of this work may be reproduced without written permission from Core Knowledge Foundation.









★ Read these words to a partner. Then, use each one in a sentence.

Core Skills Lavinia Skill Builders

Name: _____

Phonics Building Words

Put the letters in the correct order to spell the word. Say each sound as you write each letter.

1  p i l l i p	2  t p o _____
3  u g b _____	4  g a b _____
5  e t n _____	6  g w i _____
7  o g l _____	8  c p u _____

Core Skills
© 2015 Core Knowledge Foundation
www.coreknowledge.org
All rights reserved. No part of this work may be reproduced without written permission from Core Knowledge Foundation.

★ Read these words to a partner. Then, use each one in a sentence.

Core Skills Lavinia Skill Builders

Name: _____ Date: _____

Let's Add 2-Digit Numbers

Draw tens and ones to solve each equation.

$38 + 15 =$ _____

$67 + 12 =$ _____

$40 + 21 =$ _____

$55 + 25 =$ _____

Name: _____ Date: _____

Let's Add 2-Digit Numbers

Use the hundreds chart to solve each equation.

$23 + 16 =$ _____

1	2	3	4	5	6	7	8	9	10
11	12	13	14	15	16	17	18	19	20
21	22	23	24	25	26	27	28	29	30
31	32	33	34	35	36	37	38	39	40
41	42	43	44	45	46	47	48	49	50
51	52	53	54	55	56	57	58	59	60
61	62	63	64	65	66	67	68	69	70
71	72	73	74	75	76	77	78	79	80
81	82	83	84	85	86	87	88	89	90
91	92	93	94	95	96	97	98	99	100

$56 + 34 =$ _____

1	2	3	4	5	6	7	8	9	10
11	12	13	14	15	16	17	18	19	20
21	22	23	24	25	26	27	28	29	30
31	32	33	34	35	36	37	38	39	40
41	42	43	44	45	46	47	48	49	50
51	52	53	54	55	56	57	58	59	60
61	62	63	64	65	66	67	68	69	70
71	72	73	74	75	76	77	78	79	80
81	82	83	84	85	86	87	88	89	90
91	92	93	94	95	96	97	98	99	100


$33 + 44 =$ _____

1	2	3	4	5	6	7	8	9	10
11	12	13	14	15	16	17	18	19	20
21	22	23	24	25	26	27	28	29	30
31	32	33	34	35	36	37	38	39	40
41	42	43	44	45	46	47	48	49	50
51	52	53	54	55	56	57	58	59	60
61	62	63	64	65	66	67	68	69	70
71	72	73	74	75	76	77	78	79	80
81	82	83	84	85	86	87	88	89	90
91	92	93	94	95	96	97	98	99	100









$85 + 11 =$ _____

1	2	3	4	5	6	7	8	9	10
11	12	13	14	15	16	17	18	19	20
21	22	23	24	25	26	27	28	29	30
31	32	33	34	35	36	37	38	39	40
41	42	43	44	45	46	47	48	49	50
51	52	53	54	55	56	57	58	59	60
61	62	63	64	65	66	67	68	69	70
71	72	73	74	75	76	77	78	79	80
81	82	83	84	85	86	87	88	89	90
91	92	93	94	95	96	97	98	99	100

Name: _____

Photo Building Words 


Put the letters in the correct order to spell the word. Say each sound as you write each letter.

1  g l a f flag	2  n t e t _____
3  w n i t _____	4  p t s o _____
5  r d m u _____	6  k m a s _____
7  b t e l _____	8  t i w g _____









★ Read these words to a partner. Then, use each one in a sentence.

COLES Lexia Skill Builders

Name: _____

Photo Building Words 

Put the letters in the correct order to spell the word. Say each sound as you write each letter.

1  b r a c crab	2  t s v e _____
3  g o r f _____	4  w s m i _____
5  r b i c _____	6  p s e t _____
7  m l k i _____	8  s e k d _____

★ Read these words to a partner. Then, use each one in a sentence.

COLES Lexia Skill Builders

Name: _____ Date: _____

Let's Solve Addition Word Problems With 2-Digit Numbers

Read the word problem below.
Show your work to solve the problem.

I baked 25 vanilla cupcakes and 23 chocolate cupcakes.
How many cupcakes did I bake altogether?

I baked _____ cupcakes altogether.

Name: _____ Date: _____

Let's Solve Addition Word Problems With 2-Digit Numbers

Read the word problem below.
Show your work to solve the problem.


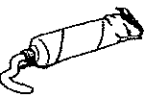






While apple picking, I picked 13 apples and my brother picked 17 apples.
How many apples did we pick in all?

We picked _____ apples in all.

Name: _____

Phonics
Sight-Word Recognition

Circle the word that matches each picture. Then, trace the word you circled.

1  twine (twin)	2  past paste
3  plum plume	4  pin pine
5  hat hate	6  fine fin
7  cap cape	8  ripe rip

★ Use each circled word in a sentence.

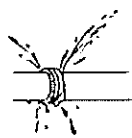







Lexia Skill Builders

2

Name: _____

Phonics
Sight-Word Recognition

Circle the word that matches each picture. Pay attention to the silent-e.

1  pipe pip pale	2  rob ride robe
3  not nap note	4  rate rat rim
5  slid spine slide	6  plane plan pride
7  spin spine slope	8  ripe rip rag

★ Ask an adult to read each circled word to you and practice spelling them on a separate piece of paper.

Lexia Skill Builders

3

Name: _____ Date: _____

Let's Solve Addition Word Problems With 2-Digit and 1-Digit Numbers

Read the word problem below.
Show your work to solve the problem.

There were 48 people waiting in line.
6 more people joined the line.
How many people were in line altogether?

_____ people were in line altogether.

Name: _____ Date: _____

Let's Solve Addition Word Problems With 2-Digit and 1-Digit Numbers

Read the word problem below.
Show your work to solve the problem.

On Saturday, it snowed 8 inches.
On Sunday, it snowed another 13 inches!
How many inches did it snow in all?




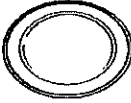




It snowed _____ inches in all.

Day 10

Name: _____

Phonics
Silent-e Recognition

Circle the word that matches each picture. Pay attention to the silent e.

1 	blade bride broke	2 	flute flame frame
3 	globe grape glide	4 	plane prime plate
5 	fine five fate	6 	game give gave
7 	cone code cane	8 	robe rake rate

Copyright © Pearson Education, Inc. All rights reserved. This work is derived from *Phonics*, a Pearson Education publication. All other trademarks are the property of their respective owners.

★ Ask an adult to read each circled word to you and practice spelling them on a separate piece of paper.

COSES Lexia Skill Builder

Name: _____

Phonics
Silent-e Recognition

Read each word aloud. Then, write the word in the box with the same vowel sound.

lip vote twin	hole hike shine	fog fig stone	line not frog
1 i pig	2 i vine	3 o hop	4 o rope

Copyright © Pearson Education, Inc. All rights reserved. This work is derived from *Phonics*, a Pearson Education publication. All other trademarks are the property of their respective owners.

★ Think of another word for each vowel sound. Write the words in each box.

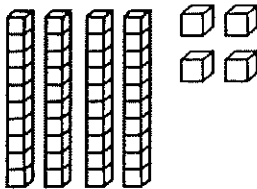
COSES Lexia Skill Builder

Name: _____ Date: _____

Let's Find 10 More and 10 Less

Use the base ten blocks to identify **10 more** and **10 less** than the number.

44



10 less than 44 is _____

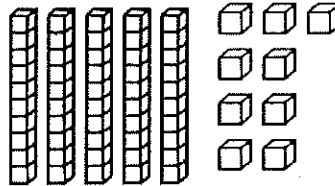
10 more than 44 is _____

Name: _____ Date: _____

Let's Find 10 More and 10 Less

Use the base ten blocks to identify **10 more** and **10 less** than the number.

59



10 less than 59 is _____

10 more than 59 is _____