



























































Aa  ant	Bb  bag	Cc  cat	Dd  dog	Ee  egg	Ff  fan	Gg  gum	Hh  ham	Ii  ill	Jj  jam	Kk  kit	Ll  log	Mm  mad
Nn  net	Oo  ox	Pp  pen	Qq  quilt	Rr  rot	Ss  sub	Tt  tip	Uu  up	Vv  vet	Ww  wag	Xx  x-ray	Yy  yell	Zz  zip

### Months of the Year

January 	February 	March 	April 
May 	June 	July 	August 
September 	October 	November 	December 







1 - one 	2 - two 	3 - three 	4 - four 	5 - five 
6 - six 	7 - seven 	8 - eight 	9 - nine 	10 - ten 
11 - eleven 	12 - twelve 	13 - thirteen 	14 - fourteen 	15 - fifteen 
16 - sixteen 	17 - seventeen 	18 - eighteen 	19 - nineteen 	20 - twenty 

### Days of the Week






Sunday   Monday   Tuesday   Wednesday  
Thursday   Friday   Saturday

### SHAPES AND COLORS

**BASIC 2D FLAT SHAPES**

red 	yellow 	purple 	brown 	black 	pink 
circle	square	triangle	rectangle	hexagon	oval





**3D SOLID SHAPES**

orange 	blue 	green 	white 	gray 
cube	cylinder	sphere	cone	rectangular prism

### Signs





stop 	fire hydrant 	grocery store 	ice cream 
---------------------------------------------------------------------------------------------	-----------------------------------------------------------------------------------------------------	------------------------------------------------------------------------------------------------------	--------------------------------------------------------------------------------------------------

### Coins

penny 1¢ 	nickel 5¢ 	dime 10¢ 	quarter 25¢ 
----------------------------------------------------------------------------------------------------	-----------------------------------------------------------------------------------------------------	----------------------------------------------------------------------------------------------------	-------------------------------------------------------------------------------------------------------



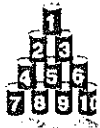

## ESL at Home K-2 Weeks 1-2

Use notebook paper to complete these activities. Do one each day!

Monday	Tuesday	Wednesday	Thursday	Friday
<p>Watch a TV show or movie.</p> <p><b>List:</b></p> <ul style="list-style-type: none"> <li>• Title</li> <li>• Characters</li> <li>• Setting</li> <li>• Beginning</li> <li>• Middle</li> <li>• End</li> </ul>	<p>Use objects in your house to invent something.</p> <p>Illustrate it and label it.</p> 	<p>What do you look like? Use a mirror to draw and label yourself.</p> 	<p>Write a word that starts with every letter of the alphabet.</p> <p>Example: A: apple B: boy</p>	<p>Use a toothbrush to measure 5 things in your house.</p> <p><b>Toothbrush Measuring</b></p> <p>The _____ is _____ toothbrushes long.</p> <p>The _____ is _____ toothbrushes long.</p> <p>The _____ is _____ toothbrushes long.</p> <p>The _____ is _____ toothbrushes long.</p>
Monday	Tuesday	Wednesday	Thursday	Friday
<p>Find 10 things that are <b>heavy</b>. Draw them or write a list.</p> <p>Find 10 things that are <b>red</b>. Draw them or write a list.</p> <p>Find 10 things that are <b>soft</b>. Draw them or write a list.</p>	<p>Stack cans and boxes to make a tower. Stand back and throw a small pillow to knock it down.</p> 	<p>Write a message to someone, then write it backwards. Ask them to figure it out!</p> <p>Example: I love you uoy evol I</p>	<p>Write an acrostic poem using <u>your name</u>.</p> <p>Example: R: Really fun O: Outgoing Y: yellow hair</p>	<p>Watch two TV shows or movies and pick two characters. Draw a cartoon of them meeting each other.</p> 

## ESL en Casa K-2 Semanas 1-2

Usar una hoja de libreta para completar las actividades. Hacer uno por día.

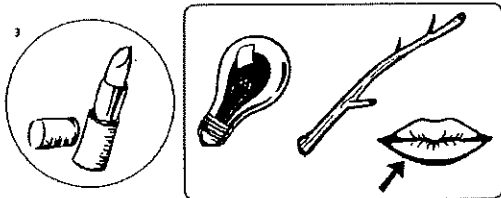

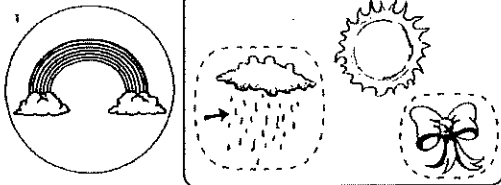
Lunes	Martes	Miercoles	Jueves	Viernes
<p>Ver un programa de television o una pelicula.</p> <p><b>Lista:</b></p> <ul style="list-style-type: none"> <li>• Titulo</li> <li>• Personajes</li> <li>• Lugar</li> <li>• Comienzo</li> <li>• Medio</li> <li>• Fin</li> </ul>	<p>Usar objetos en su casa para inventar algo.</p> <p>Dibuja y ponle una etiqueta.</p> 	<p>Como te miras? Usa un Espejo y etiquetate.</p> 	<p>Escribir palabras que emplezen con todas las letras del abecedario.</p> <p>Ejemplo: A: abeja B: banco</p>	<p>Usa un cepillo de dientes para medir 5 cosas en tu casa.</p> <p><b>Toothbrush Measuring</b></p> <p>The _____ is _____ toothbrushes long.</p> <p>The _____ is _____ toothbrushes long.</p> <p>The _____ is _____ toothbrushes long.</p> <p>The _____ is _____ toothbrushes long.</p>
Lunes	Martes	Miercoles	Jueves	Viernes
<p>Encuentra 10 cosas que son <b>pesadas</b>. Dibujalas o escribe una lista.</p> <p>Encuentra 10 cosas que son <b>rojas</b>. Dibujalas o escribe una lista.</p> <p>Encuentra 10 cosas que son <b>blandas</b>. Dibujalas o escribe una lista.</p>	<p>Encimar latas y cajas para hacer una torre. Da un paso atras y avienta un cojin pequeno para derribarlo.</p> 	<p>Escribe un mensaje a alguien, despues escríbele al revez. Pídele que lo resuelvan.</p> <p>Ejemplo: Buenos días Said soneub</p>	<p>Escribe un poema acrostico con tu nombre.</p> <p>Ejemplo: J: Jugador O: Optimista S: soltero E: emocionado</p>	<p>Ver dos programas de television o dos peliculas. Escoger dos personajes, dibujalos conociendose.</p> 

# Day 1

Name: \_\_\_\_\_

Phonological Awareness  
Blending & Segmenting

Look at the pictures in each circle. Say the word in parts. Circle the pictures of the small words that you hear.






★ Count the number of syllables in each circled word. Write the number in the circle.

COECS Lewis Skill Builders

Name: \_\_\_\_\_

Phonological Awareness  
Blending & Segmenting

Look at the pictures in each circle. Say the word in parts. Circle the pictures of the small words that you hear.



★ Count the number of syllables in each circled word. Write the number in the circle.

COECS Lewis Skill Builders

Name: \_\_\_\_\_ Date: \_\_\_\_\_

## Let's Practice Counting On To Add

Circle the bigger number in each equation.  
Count on to find the answer.

$5 + 2 = \underline{\quad}$

$3 + 4 = \underline{\quad}$

$1 + 9 = \underline{\quad}$

$2 + 7 = \underline{\quad}$

$4 + 5 = \underline{\quad}$

$6 + 1 = \underline{\quad}$

$8 + 2 = \underline{\quad}$

ONEderful In First

Name: \_\_\_\_\_ Date: \_\_\_\_\_

## Let's Practice Counting On To Add

Circle the bigger number in each equation.  
Count on to find the answer.

$14 + 5 = \underline{\quad}$

$2 + 10 = \underline{\quad}$

$4 + 7 = \underline{\quad}$

$13 + 4 = \underline{\quad}$

$15 + 3 = \underline{\quad}$

$9 + 5 = \underline{\quad}$

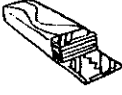











$4 + 11 = \underline{\quad}$

ONEderful In First

# Day 2

Name: \_\_\_\_\_

Say each word and tap a dot for each sound you hear. Then, mark the number of sounds you heard.


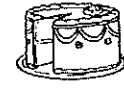










 1 2 3 4	 1 2 3 4	 1 2 3 4
 1 2 3 4	 1 2 3 4	 1 2 3 4
 1 2 3 4	 1 2 3 4	 1 2 3 4
 1 2 3 4	 1 2 3 4	 1 2 3 4

★ Listen as your teacher reads these words to you and tap out the sounds you hear: stripes, splash, crust, street.

COOL Kids Skill Builders

Name: \_\_\_\_\_

Say each word and tap a dot for each sound you hear. Then, mark the number of sounds you heard.

 1 2 3 4	 1 2 3 4	 1 2 3 4
 1 2 3 4	 1 2 3 4	 1 2 3 4
 1 2 3 4	 1 2 3 4	 1 2 3 4
 1 2 3 4	 1 2 3 4	 1 2 3 4

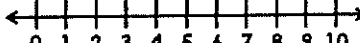
★ Listen as your teacher reads these words to you and tap out the sounds you hear: stream, plant, cream, twist, frog.

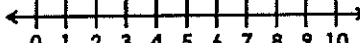
COOL Kids Skill Builders


Name: \_\_\_\_\_ Date: \_\_\_\_\_

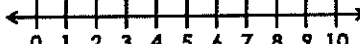
## Let's Practice Counting On To Add

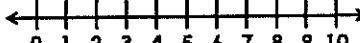
Circle the bigger number in each equation.  
Count on using the number line to find the answer.

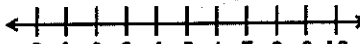
$5 + 2 = \underline{\quad}$  

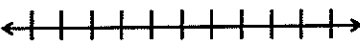
$1 + 6 = \underline{\quad}$  

$9 + 1 = \underline{\quad}$  

$3 + 4 = \underline{\quad}$  

$5 + 2 = \underline{\quad}$  

$6 + 3 = \underline{\quad}$  


$4 + 2 = \underline{\quad}$  

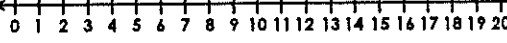
ONEderful in First


Name: \_\_\_\_\_ Date: \_\_\_\_\_

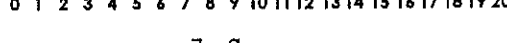
## Let's Practice Counting On To Add


Circle the bigger number in each equation.  
Count on using the number line to find the answer.

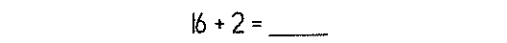
$8 + 10 = \underline{\quad}$  

$11 + 3 = \underline{\quad}$  

$7 + 9 = \underline{\quad}$  

$16 + 2 = \underline{\quad}$  

$16 + 2 = \underline{\quad}$  

$16 + 2 = \underline{\quad}$  
























ONEderful in First

# Day 3

Name: \_\_\_\_\_

Phonological Awareness  
Rhyming 


Circle the two pictures in each box that rhyme.

1  	2  
	
3  	4 
	 
5  	6 <b>10</b>
	 
7  	8 
	 
























★ Think of another word that rhymes with the pictures you circled in each box.

**CODES** Letter Skill Builders™

Name: \_\_\_\_\_

Phonological Awareness  
Rhyming 

Circle the two pictures in each box that rhyme.

1  	2 
	 
3  	4 
	 
5  	6 
	 
7  	8 
	 <b>5</b>

★ Think of another word that rhymes with the pictures you circled in each box.

**CODES** Letter Skill Builders™

Name: \_\_\_\_\_ Date: \_\_\_\_\_

## Let's Practice Counting On and Counting Back

Circle the bigger number in each equation.  
Count on or count back to find the answer.

$$9 - 4 = \underline{\quad}$$

$$6 + 1 = \underline{\quad}$$

$$10 - 3 = \underline{\quad}$$

$$2 + 5 = \underline{\quad}$$

$$3 + 2 = \underline{\quad}$$

$$7 - 3 = \underline{\quad}$$

ONEderful In First

Name: \_\_\_\_\_ Date: \_\_\_\_\_

## Let's Practice Counting On and Counting Back

Circle the bigger number in each equation.  
Count on or count back to find the answer.

$$19 - 7 = \underline{\quad}$$

$$20 - 10 = \underline{\quad}$$

$$17 + 2 = \underline{\quad}$$

$$11 - 4 = \underline{\quad}$$

$$14 + 3 = \underline{\quad}$$

$$15 - 10 = \underline{\quad}$$

ONEderful In First

# Day 4

Name: \_\_\_\_\_ Phonological Awareness Rhyming

Look at the pictures in each box. If the words rhyme, circle them. If they do not rhyme, put an "X" through the box.

1 	2 
3 	4 
5 	6 
7 	8 

★ Think of another word that rhymes with the pictures you circled in each box.

**CORE** Language Skills Builder

Name: \_\_\_\_\_ Phonological Awareness Rhyming

Look at the pictures in each box. If the words rhyme, circle them. If they do not rhyme, put an "X" through the box.

1 	2 
3 	4 
5 	6 
7 	8 

★ Think of another word that rhymes with the pictures you circled in each box.

**CORE** Language Skills Builder

Name: \_\_\_\_\_ Date: \_\_\_\_\_

## Let's Practice Counting On and Back

Circle the bigger number in each equation.  
Count on or back using the number line to find the answer.

$7 + 3 = \underline{\quad}$

$6 + 4 = \underline{\quad}$

$8 - 2 = \underline{\quad}$

$6 - 6 = \underline{\quad}$

$9 - 5 = \underline{\quad}$

$2 + 4 = \underline{\quad}$

$4 - 1 = \underline{\quad}$

ONEderful in First

Name: \_\_\_\_\_ Date: \_\_\_\_\_

## Let's Practice Counting On and Counting Back

Circle the bigger number in each equation.  
Count on or back using the number line to find the answer.

$17 - 8 = \underline{\quad}$

$7 + 8 = \underline{\quad}$

$14 - 6 = \underline{\quad}$

$18 - 5 = \underline{\quad}$

ONEderful in First

# Day 5

Name: \_\_\_\_\_

Phonics Letter Matching

Name: \_\_\_\_\_

Phonics Letter Matching

Look at the letters in each box. Circle the two letters that belong together. Trace the letters you circled.

1 A a h	2 H M h	3 G P g
4 F f t	5 J j q	6 T K k
7 m v M	8 i k L	9 n r R

★ Name the letters you circled.

Look at the letters in each box. Circle the two letters that belong together. Trace the letters you circled.

1 O o d	2 r R v	3 S s F
4 p g P	5 R T t	6 y J Y
7 n W w	8 X w x	9 b B h

★ Name the letters you circled.

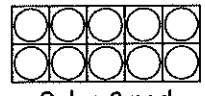
**COCS** Letter Shoppers

**COCS** Letter Shoppers

Name: \_\_\_\_\_ Date: \_\_\_\_\_


## Let's Identify The Missing Whole

Color in the two parts to find the missing whole.



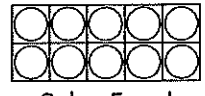
Color 3 red.  
Color 4 yellow.

The whole is \_\_\_\_\_.



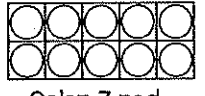
Color 1 red.  
Color 2 yellow.

The whole is \_\_\_\_\_.



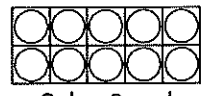
Color 5 red.  
Color 5 yellow.

The whole is \_\_\_\_\_.



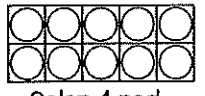
Color 7 red.  
Color 2 yellow.

The whole is \_\_\_\_\_.



Color 6 red.  
Color 3 yellow.

The whole is \_\_\_\_\_.



Color 4 red.  
Color 5 yellow.

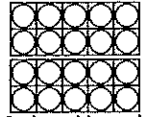
The whole is \_\_\_\_\_.

ONEderful In First

Name: \_\_\_\_\_ Date: \_\_\_\_\_


## Let's Identify The Missing Whole

Color in the two parts to find the missing whole.



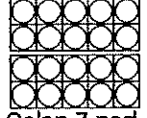
Color 14 red.  
Color 6 yellow.

The whole is \_\_\_\_\_.




Color 2 red.  
Color 16 yellow.

The whole is \_\_\_\_\_.




Color 7 red.  
Color 7 yellow.

The whole is \_\_\_\_\_.



Color 1 red.  
Color 10 yellow.

The whole is \_\_\_\_\_.



Color 12 red.  
Color 3 yellow.

The whole is \_\_\_\_\_.



Color 7 red.  
Color 8 yellow.

The whole is \_\_\_\_\_.

ONEderful In First

# Day 6

Name: \_\_\_\_\_

Phonics  
Letter Matching

Look at the letters in each box. Circle the two letters that belong together. Trace the letters you circled.

1 a B b	2 a b A	3 D o d
4 S C c	5 L b I	6 e f E
7 I J i	8 M m N	9 Q q Y

★ Name the letters you circled.

CODE'S Letter Skill Builders

Name: \_\_\_\_\_

Phonics  
Letter Names

Letters in the alphabet always go in the same order. Look at the letters in each box. Fill in the missing letter.

1 A ___ C	2 Q ___ S
3 T ___ V	4 D ___ F
5 H ___ J	6 W ___ Y
7 S ___ U	8 M ___ O
9 K ___ M	10 C ___ E
11 N ___ P	12 X ___ Z

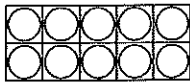
★ Practice saying the name of each letter with a partner.

CODE'S Letter Skill Builders

Name: \_\_\_\_\_ Date: \_\_\_\_\_

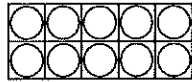
## Let's Identify The Missing Whole

Color in the two parts to find the missing whole.



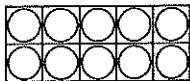
Color 2 red.  
Color 4 yellow.  
The whole is \_\_\_\_.

\_\_\_\_\_ + \_\_\_\_\_ = \_\_\_\_\_



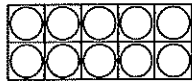
Color 1 red.  
Color 7 yellow.  
The whole is \_\_\_\_.

\_\_\_\_\_ + \_\_\_\_\_ = \_\_\_\_\_



Color 3 red.  
Color 6 yellow.  
The whole is \_\_\_\_.

\_\_\_\_\_ + \_\_\_\_\_ = \_\_\_\_\_



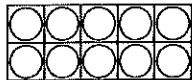
Color 5 red.  
Color 5 yellow.  
The whole is \_\_\_\_.

\_\_\_\_\_ + \_\_\_\_\_ = \_\_\_\_\_



Color 4 red.  
Color 6 yellow.  
The whole is \_\_\_\_.

\_\_\_\_\_ + \_\_\_\_\_ = \_\_\_\_\_



Color 5 red.  
Color 2 yellow.  
The whole is \_\_\_\_.

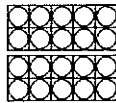
\_\_\_\_\_ + \_\_\_\_\_ = \_\_\_\_\_

ONOrderful In First

Name: \_\_\_\_\_ Date: \_\_\_\_\_

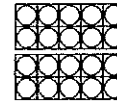
## Let's Identify The Missing Whole

Color in the two parts to find the missing whole.




Color 8 red.  
Color 3 yellow.  
The whole is \_\_\_\_.

\_\_\_\_\_ + \_\_\_\_\_ = \_\_\_\_\_




Color 5 red.  
Color 13 yellow.  
The whole is \_\_\_\_.

\_\_\_\_\_ + \_\_\_\_\_ = \_\_\_\_\_



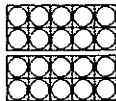
Color 10 red.  
Color 1 yellow.  
The whole is \_\_\_\_.

\_\_\_\_\_ + \_\_\_\_\_ = \_\_\_\_\_



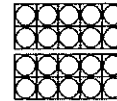
Color 6 red.  
Color 8 yellow.  
The whole is \_\_\_\_.

\_\_\_\_\_ + \_\_\_\_\_ = \_\_\_\_\_



Color 10 red.  
Color 9 yellow.  
The whole is \_\_\_\_.

\_\_\_\_\_ + \_\_\_\_\_ = \_\_\_\_\_



Color 3 red.  
Color 12 yellow.  
The whole is \_\_\_\_.

\_\_\_\_\_ + \_\_\_\_\_ = \_\_\_\_\_

ONOrderful In First

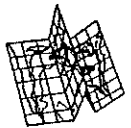







# Day 7

Name: \_\_\_\_\_

Phonics  
Beginning Sounds and Letters

Circle the letter that makes the beginning sound in the word. Then, write the letter in the blank. Say the sound as you write the letter.

1  __ap	h m z	2  __et	l n w
3  __ig	p r g	4  __iz	f q r
5  __ug	r f c	6  __ix	k s l




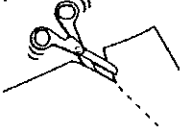


★ Practice writing each word on a separate piece of paper.

COSES Level Skill Builders

Name: \_\_\_\_\_

Phonics  
Beginning Sounds and Letters

Circle the letter that makes the beginning sound in the word. Then, write the letter in the blank. Say the sound as you write the letter.

1  __an	p m z	2  __ut	g n s
3  __ug	j c b	4  __ut	j m c
5  __in	l g p	6  __ad	s w x

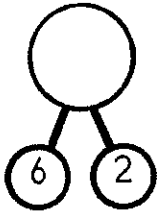

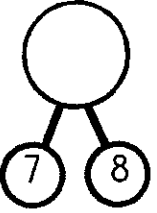
★ Practice writing each word on a separate piece of paper.

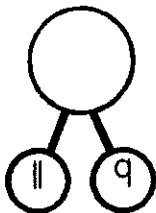
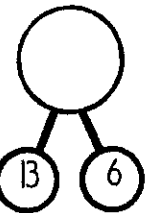

COSES Level Skill Builders

Name: \_\_\_\_\_ Date: \_\_\_\_\_

## Let's Identify The Missing Whole

Use the two parts to find the missing whole.

		
-------------------------------------------------------------------------------------	-------------------------------------------------------------------------------------	-------------------------------------------------------------------------------------

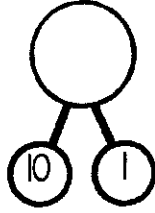
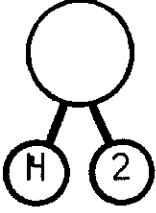
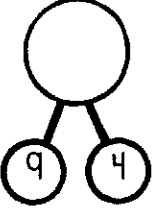
		
-------------------------------------------------------------------------------------	-------------------------------------------------------------------------------------	-------------------------------------------------------------------------------------

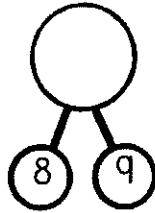
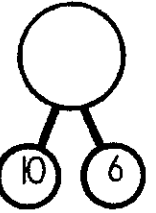
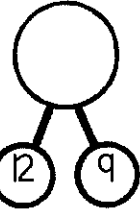
ONEderful In First

Name: \_\_\_\_\_ Date: \_\_\_\_\_

## Let's Identify The Missing Whole

Use the two parts to find the missing whole.

		
-------------------------------------------------------------------------------------	--------------------------------------------------------------------------------------	---------------------------------------------------------------------------------------













		
-------------------------------------------------------------------------------------	--------------------------------------------------------------------------------------	---------------------------------------------------------------------------------------

ONEderful In First

Name: \_\_\_\_\_

LEVEL 4 (Phonics)  
Beginning Sounds and Letters

Find the letters in the box that make the beginning sound of each word. Then, write each letter in the blank. Say the word as you write the letters.













1 h c r   _at _at	2 p h m   _en _en
3 b r h   _ug _ug	4 f c m   _an _an
5 d j w   _ig _ig	6 c d l   _og _og

★ Practice writing each word on a separate piece of paper.  
**COLES** Louise Skill Builders

Name: \_\_\_\_\_

LEVEL 4 (Phonics)  
Beginning Sounds and Letters

Find the letters in the box that make the beginning sound of each word. Then, write each letter in the blank. Say the word as you write the letters.

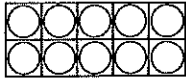
1 t w b   _ag _ag	2 p d l   _ot _ot
3 z l w   _ip _ip	4 g f p   _in _in
5 w n s   _et _et	6 b r s   _un _un

★ Practice writing each word on a separate piece of paper.  
**COLES** Louise Skill Builders

Name: \_\_\_\_\_ Date: \_\_\_\_\_

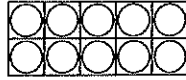
## Let's Identify The Missing Part

Color in the part you know.  
Find the missing part.



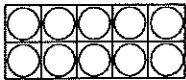
1 is red.  
Some are yellow.  
There are 6 in all.

\_\_\_ + \_\_\_ = \_\_\_



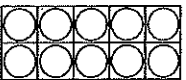
3 are red.  
Some are yellow.  
There are 8 in all.

\_\_\_ + \_\_\_ = \_\_\_



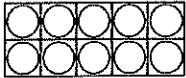
6 are red.  
Some are yellow.  
There are 10 in all.

\_\_\_ + \_\_\_ = \_\_\_



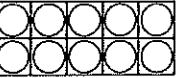
2 are red.  
Some are yellow.  
There are 7 in all.

\_\_\_ + \_\_\_ = \_\_\_



7 are red.  
Some are yellow.  
There are 10 in all.

\_\_\_ + \_\_\_ = \_\_\_



3 are red.  
Some are yellow.  
There are 8 in all.


\_\_\_ + \_\_\_ = \_\_\_

ONEderful In First

Name: \_\_\_\_\_ Date: \_\_\_\_\_


## Let's Identify The Missing Part

Color in the part you know.  
Find the missing part.




10 are red.  
Some are yellow.  
There are 12 in all.

\_\_\_ - \_\_\_ = \_\_\_




9 are red.  
Some are yellow.  
There are 11 in all.

\_\_\_ - \_\_\_ = \_\_\_



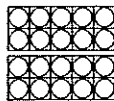
7 are red.  
Some are yellow.  
There are 17 in all.

\_\_\_ - \_\_\_ = \_\_\_




13 are red.  
Some are yellow.  
There are 20 in all.

\_\_\_ - \_\_\_ = \_\_\_



11 are red.  
Some are yellow.  
There are 13 in all.

\_\_\_ - \_\_\_ = \_\_\_



8 are red.  
Some are yellow.  
There are 19 in all.

\_\_\_ - \_\_\_ = \_\_\_

ONEderful In First

# Day 9

Name: \_\_\_\_\_









Phonics  
Simple Word Chains

Name: \_\_\_\_\_

Phonics  
Simple Word Chains

Look at each picture and the word that matches. Change one letter to make a new word. Use the letters in the box to help.

t a m d h o p









1  leg  
↓  
2 l \_ g   
↓  
3 \_ og   
↓  
4 do \_   
↓  
5 \_ ot   
↓  
6 \_ ot   
↓  
7 h \_ t   
↓  
8 ha \_ 

★ Read these words to a partner.

COLES Look Skill Builders

Look at each picture and the word that matches. Change one letter to make a new word. Use the letters in the box to help.

a p t c m t b

1  fin  
↓  
2 f \_ n   
↓  
3 \_ an   
↓  
4 ca \_   
↓  
5 \_ ap   
↓  
6 ma \_   
↓  
7 \_ at   
↓  
8 \_ at 

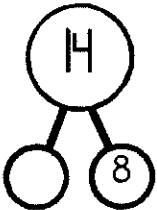
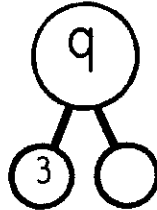
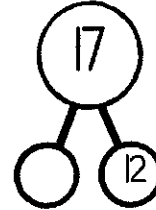
★ Read these words to a partner.


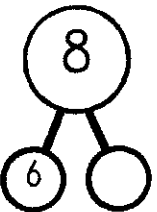
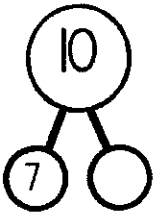
COLES Look Skill Builders

Name: \_\_\_\_\_ Date: \_\_\_\_\_

## Let's Identify The Missing Part

Use what you know to find the missing part.

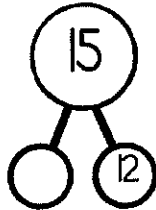
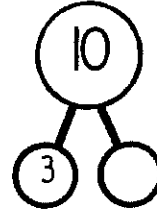
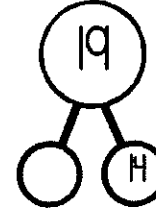




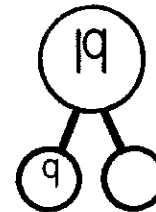
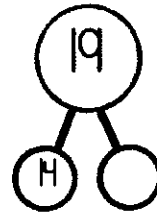
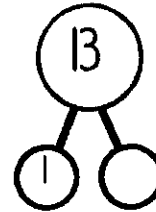
ONEderful In First

Name: \_\_\_\_\_ Date: \_\_\_\_\_

## Let's Identify The Missing Part

Use what you know to find the missing part.

ONEderful In First









# Day 10

Name: \_\_\_\_\_

Phonics  
Simple Word Chains

Look at each picture and the word that matches. Change one letter to make a new word. Use the letters in the box to help.

t m b g c a p

	1	mud	
		↓	
	2	mu__	
		↓	
	3	__ug	
		↓	
	4	b__g	
		↓	
	5	ba__	
		↓	
	6	__at	
		↓	
	7	ca__	
		↓	
	8	__ap	

Copyright © Pearson Education, Inc., or its affiliate(s). All rights reserved. This work is derived from *First Step Reading*, a Pearson Education program. All other trademarks are the property of their respective owners.









★ Read these words to a partner.

COSES Learn S&H Builders

Name: \_\_\_\_\_

Phonics  
Simple Word Chains

Look at the pictures in each box and say the words. Then, fill in the blanks to pull the missing word. Use the letters from the first word in each box to help you.

1		t a g	2		m u g
		↓ ↓			↓ ↓
		b a g			_____
		↓ ↓			_____
3		p i g	4		b a g
		↓ ↓			↓ ↓
		_____			_____
		_____			_____
5		m a p	6		f a n
		↓ ↓			↓ ↓
		_____			_____
		_____			_____

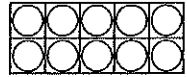
Copyright © Pearson Education, Inc., or its affiliate(s). All rights reserved. This work is derived from *First Step Reading*, a Pearson Education program. All other trademarks are the property of their respective owners.

★ Read these words to a partner.

COSES Learn S&H Builders

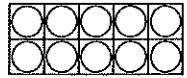
Name: \_\_\_\_\_ Date: \_\_\_\_\_

Let's Write Equations With **Part, Part, Whole!**  
Color in the two parts to find the missing whole.  
Write the equations.



Color 3 red.  
Color 6 yellow.

\_\_\_\_ + \_\_\_\_ = \_\_\_\_      \_\_\_\_ - \_\_\_\_ = \_\_\_\_  
\_\_\_\_ + \_\_\_\_ = \_\_\_\_      \_\_\_\_ - \_\_\_\_ = \_\_\_\_



Color 5 red.  
Color 1 yellow.

\_\_\_\_ + \_\_\_\_ = \_\_\_\_      \_\_\_\_ - \_\_\_\_ = \_\_\_\_  
\_\_\_\_ + \_\_\_\_ = \_\_\_\_      \_\_\_\_ - \_\_\_\_ = \_\_\_\_



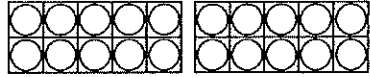
Color 10 red.  
Color 0 yellow.

\_\_\_\_ + \_\_\_\_ = \_\_\_\_      \_\_\_\_ - \_\_\_\_ = \_\_\_\_  
\_\_\_\_ + \_\_\_\_ = \_\_\_\_      \_\_\_\_ - \_\_\_\_ = \_\_\_\_

ONEderful In First

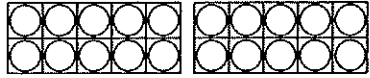
Name: \_\_\_\_\_ Date: \_\_\_\_\_

Let's Write Equations With **Part, Part, Whole!**  
Color in the two parts to find the missing whole.  
Write the equations.



Color 6 red.  
Color 9 yellow.

\_\_\_\_ + \_\_\_\_ = \_\_\_\_      \_\_\_\_ - \_\_\_\_ = \_\_\_\_  
\_\_\_\_ + \_\_\_\_ = \_\_\_\_      \_\_\_\_ - \_\_\_\_ = \_\_\_\_



Color 12 red.  
Color 8 yellow.

\_\_\_\_ + \_\_\_\_ = \_\_\_\_      \_\_\_\_ - \_\_\_\_ = \_\_\_\_  
\_\_\_\_ + \_\_\_\_ = \_\_\_\_      \_\_\_\_ - \_\_\_\_ = \_\_\_\_



Color 13 red.  
Color 5 yellow.

\_\_\_\_ + \_\_\_\_ = \_\_\_\_      \_\_\_\_ - \_\_\_\_ = \_\_\_\_  
\_\_\_\_ + \_\_\_\_ = \_\_\_\_      \_\_\_\_ - \_\_\_\_ = \_\_\_\_

ONEderful In First