

Day 1

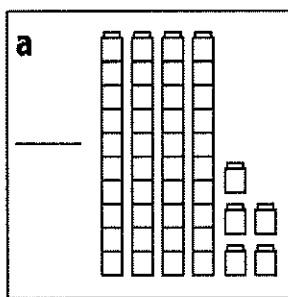
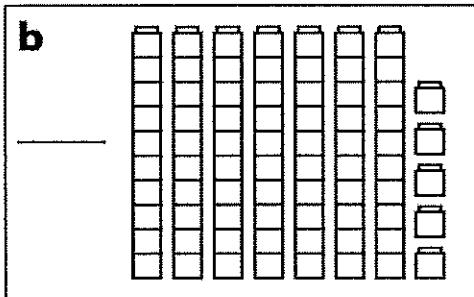
Goal: Try to do all activities by the end of the day.
 Objetivo: tratar de hacer todas las actividades al final del día.



















































Pinehurst Teacher Websites and Activities	Pinehurst Website – https://www.ccsdschools.com/pinehurst Morning Meeting – https://www.youtube.com/channel/UCI_KYginU-SH-nfd9P13yppg/videos ESOL (Great for all 1st graders) – https://padlet.com/erinn_stampe/7wv2i9jakz0yhoux Music – https://padlet.com/lindsay_stone/r3o04pyubiv9u78g Guidance - https://padlet.com/jessicakmurray/z6zam22b27ds5oxp
--	---

Lexia	<i>30 minutes/minutos</i>
--------------	---------------------------

Dreambox	<i>30 minutes/minutos</i>
-----------------	---------------------------

















Reading	Read a story with a family member or stuffed animal. Write about whether the book was fiction or nonfiction and how you know. Send me a picture. <i>My book was _____.</i> <i>I know because _____.</i> Lea una historia con un miembro de la familia o un animal de peluche. Escribe sobre si el libro era ficción o no ficción y cómo lo sabes. Envíame una foto. <i>Mi libro fue _____.</i> <i>Lo sé porque _____.</i>
----------------	--

Math	Count the cubes in each group, write how many. Send me a picture of your answers. Cuente los cubos en cada grupo, escriba el número. Envíame una foto de tus respuestas. <div style="display: flex; justify-content: space-around; margin-top: 10px;"> <div style="border: 1px solid black; padding: 5px; text-align: center;"> a  </div> <div style="border: 1px solid black; padding: 5px; text-align: center;"> b  </div> </div>
-------------	---

Writing	Write about the weather today. Use the picture word cards to help you. Send me a picture of your writing. Escribe sobre el clima hoy. Usa las tarjetas de palabras ilustradas para ayudarte. Envíame una foto de tu escrito. <div style="display: flex; justify-content: space-around; margin-top: 10px;"> <div style="border: 1px solid black; padding: 5px;">  <p style="text-align: center;">Weather Words</p> <table border="1" style="width: 100%; text-align: center;"> <tr> <td> lightning</td> <td> hurricane</td> </tr> <tr> <td> blizzard</td> <td> thermometer</td> </tr> <tr> <td> drought</td> <td> cold</td> </tr> <tr> <td> flood</td> <td> hot</td> </tr> </table> </div> <div style="border: 1px solid black; padding: 5px;"> <table border="1" style="width: 100%; text-align: center;"> <tr> <td> sunny</td> <td> windy</td> </tr> <tr> <td> cloudy</td> <td> stormy</td> </tr> <tr> <td> partly cloudy</td> <td> snowy</td> </tr> <tr> <td> rainy</td> <td> tornado</td> </tr> </table> <p style="text-align: center;"> Weather Words</p> </div> </div>	 lightning	 hurricane	 blizzard	 thermometer	 drought	 cold	 flood	 hot	 sunny	 windy	 cloudy	 stormy	 partly cloudy	 snowy	 rainy	 tornado
 lightning	 hurricane																
 blizzard	 thermometer																
 drought	 cold																
 flood	 hot																
 sunny	 windy																
 cloudy	 stormy																
 partly cloudy	 snowy																
 rainy	 tornado																

Day 2

Goal: Try to do all activities by the end of the day.
Objetivo: tratar de hacer todas las actividades al final del día.

Pinehurst Teacher Websites and Activities	<p style="text-align: center;">Pinehurst Website – https://www.ccsdschools.com/pinehurst</p> <p style="text-align: center;">Morning Meeting – https://www.youtube.com/channel/UCI_KYginU-SH-nfd9P13yppg/videos</p> <p style="text-align: center;">ESOL (Great for all 1st graders) – https://padlet.com/erinn_stampe/7wv2j9jakz0yhoux</p> <p style="text-align: center;">Music – https://padlet.com/lindsay_stone/r3o04pyubiv9u78g</p> <p style="text-align: center;">Guidance - https://padlet.com/jessicakmurray/z6zam22b27ds5oxp</p>
Lexia	<i>30 minutes/minutos</i>
Dreambox	<i>30 minutes/minutos</i>
Reading/Lectura	<p style="text-align: center;">Find a cook book in your house, and look for sight words that you know. Then, make a healthy snack with an adult. Write the recipe or steps that you followed using the words first, next, then and last. Send me a picture.</p> <p style="text-align: center;">Encuentre un libro de cocina en su casa y busque palabras que conozca. Luego, haga una merienda saludable con un adulto. Escriba la receta o los pasos que siguió usando las palabras primero, siguiente, luego y último. Envíame una foto.</p>
Math/ Matemáticas	<p style="text-align: center;">Doubles Plus or Minus One: solve each problem then describe how you solved. Send me a picture of your answers. Dobles más o menos uno: resuelva cada problema y luego describa cómo resolvió. Envíame una foto de tus respuestas.</p> <p style="text-align: center;">5+6= _____ 7+8= _____</p> <p style="text-align: center;">3+4= _____ 4+5= _____</p>
Writing/Escritura	<p style="text-align: center;">Write about transportation today. Use the picture word cards to help you. Send me a picture of your writing.</p> <p style="text-align: center;">Escribe sobre el transporte hoy. Usa las tarjetas de palabras ilustradas para ayudarte. Envíame una foto de tu escrito.</p> <div style="display: flex; flex-wrap: wrap; justify-content: space-around; text-align: center;"> <div style="border: 1px solid black; padding: 5px; margin: 5px;">  Transportation Words </div> <div style="border: 1px solid black; padding: 5px; margin: 5px;">  motorcycle </div> <div style="border: 1px solid black; padding: 5px; margin: 5px;">  boat </div> <div style="border: 1px solid black; padding: 5px; margin: 5px;">  ambulance </div> <div style="border: 1px solid black; padding: 5px; margin: 5px;">  car </div> <div style="border: 1px solid black; padding: 5px; margin: 5px;">  bicycle </div> <div style="border: 1px solid black; padding: 5px; margin: 5px;">  sailboat </div> <div style="border: 1px solid black; padding: 5px; margin: 5px;">  fire truck </div> <div style="border: 1px solid black; padding: 5px; margin: 5px;">  airplane </div> <div style="border: 1px solid black; padding: 5px; margin: 5px;">  train </div> <div style="border: 1px solid black; padding: 5px; margin: 5px;">  sub </div> <div style="border: 1px solid black; padding: 5px; margin: 5px;">  mail truck </div> <div style="border: 1px solid black; padding: 5px; margin: 5px;">  helicopter </div> <div style="border: 1px solid black; padding: 5px; margin: 5px;">  van </div> <div style="border: 1px solid black; padding: 5px; margin: 5px;">  hot air balloon </div> <div style="border: 1px solid black; padding: 5px; margin: 5px;">  police car </div> </div>

Day 3

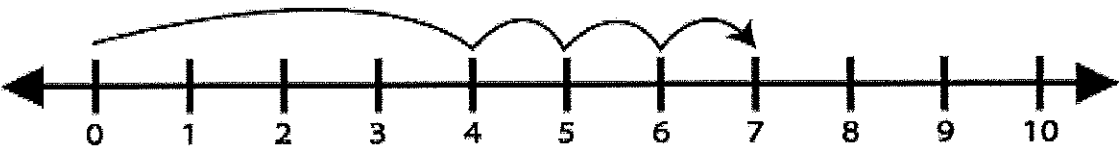
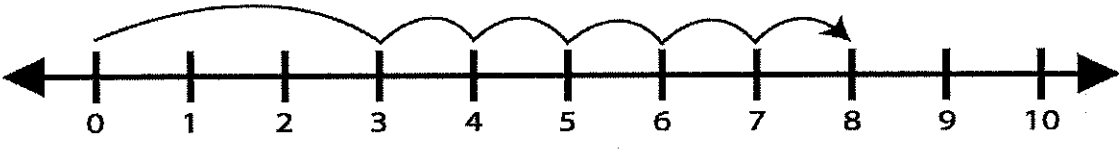
Goal: Try to do all activities by the end of the day.
 Objetivo: tratar de hacer todas las actividades al final del día.







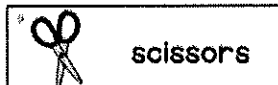









































Pinehurst Teacher Websites and Activities	Pinehurst Website – https://www.ccsdschools.com/pinehurst Morning Meeting – https://www.youtube.com/channel/UCI_KYginU-SH-nfd9P13yppg/videos ESOL (Great for all 1st graders) – https://padlet.com/erinn_stampe/7wv2j9jakz0yhoux Music – https://padlet.com/lindsay_stone/r3o04pyubiv9u78g Guidance - https://padlet.com/jessicakmurray/z6zam22b27ds5oxp
--	---

Lexia	<i>30 minutes/minutos</i>
--------------	---------------------------

Dreambox	<i>30 minutes/minutos</i>
-----------------	---------------------------











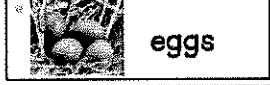





































Reading/Lectura	Read a fiction book. Then, pretend you are a reporter and write 3 questions you want to ask the main character (try not to use yes/no questions). Send me a picture of your questions. Leer un libro de ficción. Luego, imagina que eres un reportero y escribe 3 preguntas que quieres hacerle al personaje principal (trate de no usar preguntas sí/no). Envíame una foto de tus preguntas.
------------------------	--

Math/ Matemáticas	Write an equation for each number line. Send me a picture of your answers. Escribe una ecuación para cada recta numérica. Envíame una foto de tus respuestas. a  b 
--------------------------	--

Writing/Escritura	Write about school today. Use the picture word cards to help you. Send me a picture of your writing. Escribe sobre la escuela hoy. Usa las tarjetas de palabras ilustradas para ayudarte. Envíame una foto de tu escrito.																
	<table style="width: 100%; border-collapse: collapse;"> <tr> <td style="border: 1px solid black; padding: 5px; text-align: center;">  School Words </td> <td style="border: 1px solid black; padding: 5px; text-align: center;">  chair </td> <td style="border: 1px solid black; padding: 5px; text-align: center;">  markers </td> <td style="border: 1px solid black; padding: 5px; text-align: center;">  eraser </td> </tr> <tr> <td style="border: 1px solid black; padding: 5px; text-align: center;">  apple </td> <td style="border: 1px solid black; padding: 5px; text-align: center;">  crayons </td> <td style="border: 1px solid black; padding: 5px; text-align: center;">  scissors </td> <td style="border: 1px solid black; padding: 5px; text-align: center;">  ruler </td> </tr> <tr> <td style="border: 1px solid black; padding: 5px; text-align: center;">  bus </td> <td style="border: 1px solid black; padding: 5px; text-align: center;">  glue </td> <td style="border: 1px solid black; padding: 5px; text-align: center;">  paper </td> <td style="border: 1px solid black; padding: 5px; text-align: center;">  backpack </td> </tr> <tr> <td style="border: 1px solid black; padding: 5px; text-align: center;">  book </td> <td style="border: 1px solid black; padding: 5px; text-align: center;">  paint </td> <td style="border: 1px solid black; padding: 5px; text-align: center;">  pencil </td> <td style="border: 1px solid black; padding: 5px; text-align: center;">  lunchbox </td> </tr> </table>	 School Words	 chair	 markers	 eraser	 apple	 crayons	 scissors	 ruler	 bus	 glue	 paper	 backpack	 book	 paint	 pencil	 lunchbox
 School Words	 chair	 markers	 eraser														
 apple	 crayons	 scissors	 ruler														
 bus	 glue	 paper	 backpack														
 book	 paint	 pencil	 lunchbox														

Day 4

Goal: Try to do all activities by the end of the day.
 Objetivo: tratar de hacer todas las actividades al final del día.

Pinehurst Teacher Websites and Activities	<p style="text-align: center;">Pinehurst Website – https://www.ccsdschools.com/pinehurst</p> <p style="text-align: center;">Morning Meeting – https://www.youtube.com/channel/UCI_KYginU-SH-nfd9P13yppg/videos</p> <p style="text-align: center;">ESOL (Great for all 1st graders) – https://padlet.com/erinn_stampe/7wv2j9jakz0yhoux</p> <p style="text-align: center;">Music – https://padlet.com/lindsay_stone/r3o04pyubiv9u78g</p> <p style="text-align: center;">Guidance - https://padlet.com/jessicakmurray/z6zam22b27ds5oxp</p>																
Lexia	<i>30 minutes/minutos</i>																
Dreambox	<i>30 minutes/minutos</i>																
Reading/Lectura	<p style="text-align: center;">Read a non-fiction book about animals, or a fiction book that has animal characters. Then, draw a picture of your favorite animal. Write 3 sentences describing your animal and why you like it so much. Send me a picture of your animal drawing and sentences.</p> <p style="text-align: center;">Lea un libro de non-ficción sobre animales, o un libro de ficción que tenga animales. Luego, haz un dibujo de tu animal favorito. Escribe 3 oraciones que describan a tu animal y por qué te gusta tanto. Envíame una foto de tu dibujo y frases de animal.</p>																
Math/ Matemáticas	<p style="text-align: center;">Read the numbers out loud. Write the numbers in word form. Then use that number in a number sentence. Send me a picture of your answers.</p> <p style="text-align: center;">Lee los números en voz alta. Escribe los números en forma de palabras. Luego usa ese número en una oración numérica. Envíame una foto de tus respuestas</p> <p style="text-align: center;">Example/Ejemplo: 5, five, 5+6=11</p> <p style="text-align: center;">3 9 17</p>																
Writing/Escritura	<p style="text-align: center;">Write about spring today. Use the picture word cards to help you. Send me a picture of your writing. Escribe sobre la primavera hoy. Usa las tarjetas de palabras ilustradas para ayudarte. Envíame una foto de tu escrito.</p> <table border="1" style="width: 100%; text-align: center; border-collapse: collapse;"> <tr> <td style="width: 25%;"> Spring Words</td> <td style="width: 25%;"> flower</td> <td style="width: 25%;"> bird</td> <td style="width: 25%;"> umbrella</td> </tr> <tr> <td> rabbit</td> <td> seeds</td> <td> nest</td> <td> kite</td> </tr> <tr> <td> chick</td> <td> sprout</td> <td> eggs</td> <td> Easter eggs</td> </tr> <tr> <td> lamb</td> <td> buds</td> <td> rainbow</td> <td> Easter basket</td> </tr> </table>	 Spring Words	 flower	 bird	 umbrella	 rabbit	 seeds	 nest	 kite	 chick	 sprout	 eggs	 Easter eggs	 lamb	 buds	 rainbow	 Easter basket
 Spring Words	 flower	 bird	 umbrella														
 rabbit	 seeds	 nest	 kite														
 chick	 sprout	 eggs	 Easter eggs														
 lamb	 buds	 rainbow	 Easter basket														

Day 5

Goal: Try to do all activities by the end of the day.

Objetivo: tratar de hacer todas las actividades al final del día.

Pinehurst Website – <https://www.ccsdschools.com/pinehurst>

Morning Meeting – https://www.youtube.com/channel/UCI_KYginU-SH-nfd9P13yppg/videos

ESOL (Great for all 1st graders) – https://padlet.com/erinn_stampe/7wv2j9jakz0yhoux

Music – https://padlet.com/lindsay_stone/r3o04pyubiv9u78g

Guidance - <https://padlet.com/jessicakmurray/z6zam22b27ds5oxp>

Pinehurst Teacher Websites and Activities

Lexia

30 minutes/minutos

Dreambox

30 minutes/minutos

Reading/Lectura

Read fiction book.
Then, think about what would happen if the ending was different...
Can you write a different ending to the story? Send me a picture of your writing.

Lea un libro de ficción.
Luego, piense en lo que sucedería si el final de la cuenta fuera diferente...
¿Puedes escribir un final diferente para la cuenta? Envíame una foto de tu escritura.

Math/ Matemáticas

Fill in the missing numbers. Use pictures, circles, your fingers, or whatever you can to solve the problem. Send me a picture of your answers.


Rellenar los números que faltan. Usa imágenes, círculos, tus dedos o lo que puedas para resolver el problema. Envíame una foto de tus respuestas

$\underline{\quad} + 5 = 7$
 $3 + \underline{\quad} = 9$
 $8 = 7 + \underline{\quad}$
 $6 + \underline{\quad} = 10$

Writing/Escritura

Write about your body today. Use the picture word cards to help you. Send me a picture of your writing.































































































Escribe sobre tu cuerpo hoy. Usa las tarjetas de palabras ilustradas para ayudarte. Envíame una foto de tu escrito.



Day 6

Goal: Try to do all activities by the end of the day.




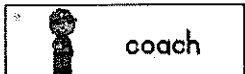









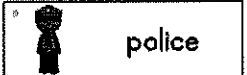





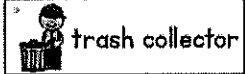


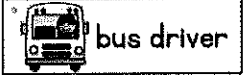


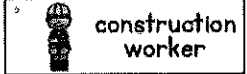

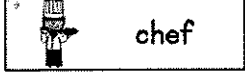
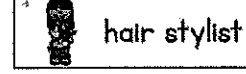

































































Objetivo: tratar de hacer todas las actividades al final del día.

<p style="text-align: center;">Pinehurst Teacher Websites and Activities</p>	<p style="text-align: center;">Pinehurst Website – https://www.ccsdschools.com/pinehurst Morning Meeting – https://www.youtube.com/channel/UCI_KYginU-SH-nfd9P13ypp/videos ESOL (Great for all 1st graders) – https://padlet.com/erinn_stampe/7wv2i9jakz0yhoux Music – https://padlet.com/lindsay_stone/r3o04pyubiv9u78g Guidance - https://padlet.com/jessicakmurray/z6zam22b27ds5oxp</p>																																
<p style="text-align: center;">Lexia</p>	<p style="text-align: center;">30 minutes/minutos</p>																																
<p style="text-align: center;">Dreambox</p>	<p style="text-align: center;">30 minutes/minutos</p>																																
<p style="text-align: center;">Reading/Lectura</p> 	<p style="text-align: center;">Long vowels are vowels that say their name – Today we are going to look for long a. Read any book and look for words with long a (Example: cake, day, face). Write down 5 – 10 long a words you find and draw a picture of them if you can.</p> <p style="text-align: center;">Las vocales largas son vocales que dicen su nombre–Hoy vamos a buscar la vocal larga “a”. Lea cualquier libro y busque palabras con la vocal larga “a” (Ejemplo: cake, day, face). Escribe 5 – 10 palabras con la vocal larga “a” de a que encuentres y haz un dibujo si puedes.</p>																																
<p style="text-align: center;">Math/ Matemáticas</p>	<p style="text-align: center;">The answer is 6 flowers, what is the problem? Draw and write two addition and two subtraction number stories. Send me a picture of your work.</p> <p style="text-align: center;">La respuesta es 6 flores, ¿cuál es el problema? Dibuja y escribe dos cuentas de números de suma y dos de resta. Envíame una foto de tu trabajo.</p>																																
<p style="text-align: center;">Writing/Escritura</p>	<p style="text-align: center;">Choose one community helper to write about today. Use the picture word cards to help you. Send me a picture of your writing. Elija una persona que ayuda a la comunidad y escriba de esa persona hoy. Usa las tarjetas de palabras ilustradas para ayudarte. Envíame una foto de tu escrito.</p> <table border="1" style="width: 100%; text-align: center;"> <tr> <td> Community Helper Words</td> <td> doctor</td> <td> coach</td> <td> military</td> </tr> <tr> <td> firefighter</td> <td> paramedic</td> <td> judge</td> <td> meteorologist</td> </tr> <tr> <td> mail carrier</td> <td> nurse</td> <td> librarian</td> <td> reporter</td> </tr> <tr> <td> police</td> <td> vet</td> <td> life guard</td> <td> mechanic</td> </tr> <tr> <td> dentist</td> <td> teacher</td> <td> trash collector</td> <td> plumber</td> </tr> <tr> <td> pharmacist</td> <td> bus driver</td> <td> baker</td> <td> grocer</td> </tr> <tr> <td> construction worker</td> <td> crossing guard</td> <td> chef</td> <td> hair stylist</td> </tr> <tr> <td> forest ranger</td> <td> custodian</td> <td> farmer</td> <td></td> </tr> </table>	 Community Helper Words	 doctor	 coach	 military	 firefighter	 paramedic	 judge	 meteorologist	 mail carrier	 nurse	 librarian	 reporter	 police	 vet	 life guard	 mechanic	 dentist	 teacher	 trash collector	 plumber	 pharmacist	 bus driver	 baker	 grocer	 construction worker	 crossing guard	 chef	 hair stylist	 forest ranger	 custodian	 farmer	
 Community Helper Words	 doctor	 coach	 military																														
 firefighter	 paramedic	 judge	 meteorologist																														
 mail carrier	 nurse	 librarian	 reporter																														
 police	 vet	 life guard	 mechanic																														
 dentist	 teacher	 trash collector	 plumber																														
 pharmacist	 bus driver	 baker	 grocer																														
 construction worker	 crossing guard	 chef	 hair stylist																														
 forest ranger	 custodian	 farmer																															

Day 7

Goal: Try to do all activities by the end of the day.




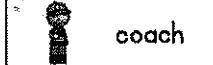


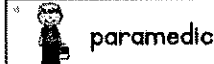


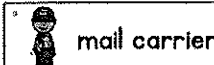


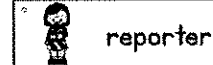
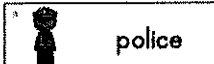




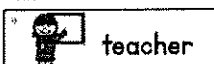
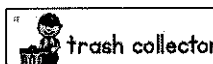




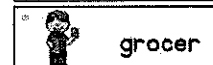





































































Objetivo: tratar de hacer todas las actividades al final del día.

<p style="text-align: center;">Pinehurst Teacher Websites and Activities</p>	<p style="text-align: center;">Pinehurst Website – https://www.ccsdschools.com/pinehurst Morning Meeting – https://www.youtube.com/channel/UCI_KYginU-SH-nfd9P13ypg/videos ESOL (Great for all 1st graders) – https://padlet.com/erinn_stampe/7wv2j9jakz0yhoux Music – https://padlet.com/lindsay_stone/r3o04pyubiv9u78g Guidance - https://padlet.com/jessicakmurray/z6zam22b27ds5oxp</p>																																
<p style="text-align: center;">Lexia</p>	<p style="text-align: center;">30 minutes/minutos</p>																																
<p style="text-align: center;">Dreambox</p>	<p style="text-align: center;">30 minutes/minutos</p>																																
<p style="text-align: center;">Reading/Lectura</p> 	<p style="text-align: center;">Long vowels are vowels that say their name – Today we are going to look for long e. Read any book and look for words with long e (Example: feet, beach, these). Write down 5 – 10 long e words you find and draw a picture of them if you can.</p> <p style="text-align: center;">Las vocales largas son vocales que dicen su nombre – Hoy vamos a buscar la vocal larga “e”. Lea cualquier libro y busque palabras con la vocal larga “e” (Ejemplo: feet, beach, these). Escribe 5 – 10 palabras con la vocal larga “e” de a que encuentres y haz un dibujo si puedes.</p>																																
<p style="text-align: center;">Math/ Matemáticas</p>	<p style="text-align: center;">Counting Collections: Grab two handfuls of objects (ex: coins, pasta, cereal, blocks). Count how many objects you have. Did you count by 2, 5, or 10? Split your objects up and write number sentences with them. Send me a picture of your work.</p> <p style="text-align: center;">Conteo de colecciones: Agarra dos puñados de objetos (ex: monedas, pasta, cereal, bloques). Cuenta cuántos objetos tienes. ¿Contaste por 2, 5 o 10? Divide tus objetos y escribe oraciones numéricas con ellos. Envíame una foto de tu trabajo.</p>																																
<p style="text-align: center;">Writing/Escritura</p>	<p style="text-align: center;">Choose a different community helper to write about today. Use the picture word cards to help you. Send me a picture of your writing.</p> <p style="text-align: center;">Elija una persona diferente que ayuda a la comunidad y escriba de esa persona hoy. Usa las tarjetas de palabras ilustradas para ayudarte. Envíame una foto de tu escrito.</p> <table border="1" style="width: 100%; text-align: center;"> <tr> <td> Community Helper Words</td> <td> doctor</td> <td> coach</td> <td> military</td> </tr> <tr> <td> firefighter</td> <td> paramedic</td> <td> judge</td> <td> meteorologist</td> </tr> <tr> <td> mail carrier</td> <td> nurse</td> <td> librarian</td> <td> reporter</td> </tr> <tr> <td> police</td> <td> vet</td> <td> life guard</td> <td> mechanic</td> </tr> <tr> <td> dentist</td> <td> teacher</td> <td> trash collector</td> <td> plumber</td> </tr> <tr> <td> pharmacist</td> <td> bus driver</td> <td> baker</td> <td> grocer</td> </tr> <tr> <td> construction worker</td> <td> crossing guard</td> <td> chef</td> <td> hair stylist</td> </tr> <tr> <td> forest ranger</td> <td> custodian</td> <td> farmer</td> <td></td> </tr> </table>	 Community Helper Words	 doctor	 coach	 military	 firefighter	 paramedic	 judge	 meteorologist	 mail carrier	 nurse	 librarian	 reporter	 police	 vet	 life guard	 mechanic	 dentist	 teacher	 trash collector	 plumber	 pharmacist	 bus driver	 baker	 grocer	 construction worker	 crossing guard	 chef	 hair stylist	 forest ranger	 custodian	 farmer	
 Community Helper Words	 doctor	 coach	 military																														
 firefighter	 paramedic	 judge	 meteorologist																														
 mail carrier	 nurse	 librarian	 reporter																														
 police	 vet	 life guard	 mechanic																														
 dentist	 teacher	 trash collector	 plumber																														
 pharmacist	 bus driver	 baker	 grocer																														
 construction worker	 crossing guard	 chef	 hair stylist																														
 forest ranger	 custodian	 farmer																															

Day 8

Goal: Try to do all activities by the end of the day.


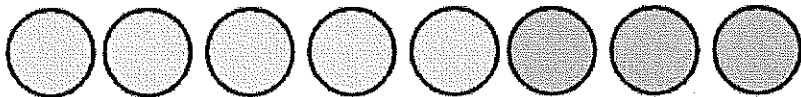


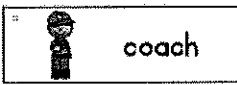










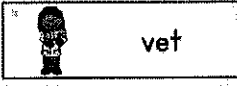












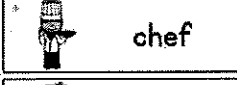

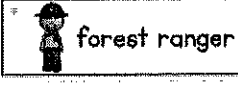
































































Objetivo: tratar de hacer todas las actividades al final del día.

<p style="text-align: center;">Pinehurst Teacher Websites and Activities</p>	<p style="text-align: center;">Pinehurst Website – https://www.ccsdschools.com/pinehurst Morning Meeting – https://www.youtube.com/channel/UCI_KYginU-SH-nfd9P13yppg/videos ESOL (Great for all 1st graders) – https://padlet.com/erinn_stampe/7wv2i9jakz0yhoux Music – https://padlet.com/lindsay_stone/r3o04pyubiv9u78g Guidance - https://padlet.com/jessicakmurray/z6zam22b27ds5oxp</p>																																
<p style="text-align: center;">Lexia</p>	<p style="text-align: center;"><i>30 minutes/minutos</i></p>																																
<p style="text-align: center;">Dreambox</p>	<p style="text-align: center;"><i>30 minutes/minutos</i></p>																																
<p style="text-align: center;">Reading/Lectura</p> 	<p style="text-align: center;">Long vowels are vowels that say their name – Today we are going to look for long i. Read any book and look for words with long i (Example: bike, pie, my). Write down 5 – 10 long i words you find and draw a picture of them if you can.</p> <p style="text-align: center;">Las vocales largas son vocales que dicen su nombre–Hoy vamos a buscar la vocal larga "i". Lea cualquier libro y busque palabras con la vocal larga "i" (Ejemplo: bike, pie, my). Escribe 5 – 10 palabras con la vocal larga "i" de a que encuentres y haz un dibujo si puedes.</p>																																
<p style="text-align: center;">Math/ Matemáticas</p>	<p style="text-align: center;">Solve the story problems. Show your work with pictures, words, or numbers. Send me a picture of your work.</p> <p style="text-align: center;">Resuelve los problemas de palabras. Muestre su trabajo con imágenes, palabras o números. Envíame una foto de tu trabajo.</p> <p>A. Johnny has 4 green apples and 5 red apples in his basket. How many apples does Johnny have in all?</p> <p>B. 3 pigs rolled in the mud. Some more pigs came and then there were 7 pigs rolling in the mud. How many more pigs came to roll in the mud?</p>																																
<p style="text-align: center;">Writing/Escritura</p>	<p style="text-align: center;">Choose a different community helper to write about today. Use the picture word cards to help you. Send me a picture of your writing.</p> <p style="text-align: center;">Elija una persona diferente que ayuda a la comunidad y escriba de esa persona hoy. Usa las tarjetas de palabras ilustradas para ayudarte. Envíame una foto de tu escrito.</p> <table border="1" style="width: 100%; text-align: center;"> <tr> <td> Community Helper Words</td> <td> doctor</td> <td> coach</td> <td> military</td> </tr> <tr> <td> firefighter</td> <td> paramedic</td> <td> judge</td> <td> meteorologist</td> </tr> <tr> <td> mail carrier</td> <td> nurse</td> <td> librarian</td> <td> reporter</td> </tr> <tr> <td> police</td> <td> vet</td> <td> life guard</td> <td> mechanic</td> </tr> <tr> <td> dentist</td> <td> teacher</td> <td> trash collector</td> <td> plumber</td> </tr> <tr> <td> pharmacist</td> <td> bus driver</td> <td> baker</td> <td> grocer</td> </tr> <tr> <td> construction worker</td> <td> crossing guard</td> <td> chef</td> <td> hair stylist</td> </tr> <tr> <td> forest ranger</td> <td> custodian</td> <td> farmer</td> <td></td> </tr> </table>	 Community Helper Words	 doctor	 coach	 military	 firefighter	 paramedic	 judge	 meteorologist	 mail carrier	 nurse	 librarian	 reporter	 police	 vet	 life guard	 mechanic	 dentist	 teacher	 trash collector	 plumber	 pharmacist	 bus driver	 baker	 grocer	 construction worker	 crossing guard	 chef	 hair stylist	 forest ranger	 custodian	 farmer	
 Community Helper Words	 doctor	 coach	 military																														
 firefighter	 paramedic	 judge	 meteorologist																														
 mail carrier	 nurse	 librarian	 reporter																														
 police	 vet	 life guard	 mechanic																														
 dentist	 teacher	 trash collector	 plumber																														
 pharmacist	 bus driver	 baker	 grocer																														
 construction worker	 crossing guard	 chef	 hair stylist																														
 forest ranger	 custodian	 farmer																															

Day 9

Goal: Try to do all activities by the end of the day.































































































Objetivo: tratar de hacer todas las actividades al final del día.

Pinehurst Teacher Websites and Activities	Pinehurst Website – https://www.ccsdschools.com/pinehurst Morning Meeting – https://www.youtube.com/channel/UCI_KYginU-SH-nfd9P13yppg/videos ESOL (Great for all 1st graders) – https://padlet.com/erinn_stampe/7wv2j9jakz0yhoux Music – https://padlet.com/lindsay_stone/r3o04pyubiv9u78g Guidance - https://padlet.com/jessicakmurray/z6zam22b27ds5oxp																																
Lexia	30 minutes/minutos																																
Dreambox	30 minutes/minutos																																
Reading/Lectura 	Long vowels are vowels that say their name – Today we are going to look for long o. Read any book and look for words with long o (Example: bone, snow, boat). Write down 5 – 10 long o words you find and draw a picture of them if you can. Las vocales largas son vocales que dicen su nombre – Hoy vamos a buscar la vocal larga "o". Lea cualquier libro y busque palabras con la vocal larga "o" (Ejemplo: bone, snow, boat). Escribe 5 – 10 palabras con la vocal larga "o" de a que encuentres y haz un dibujo si puedes.																																
Math/ Matemáticas	Write one addition and one subtraction number story about the following picture. Send me a picture of your work. Escriba una cuenta numérica de suma y resta sobre la siguiente imagen. Envíame una foto de tu trabajo. 																																
Writing/Escritura	Choose a different community helper to write about today. Use the picture word cards to help you. Send me a picture of your writing. Elija una persona diferente que ayuda a la comunidad y escriba de esa persona hoy. Usa las tarjetas de palabras ilustradas para ayudarte. Envíame una foto de tu escrito. <table border="1" style="width: 100%; text-align: center; font-size: small;"> <tr> <td> Community Helper Words</td> <td> doctor</td> <td> coach</td> <td> military</td> </tr> <tr> <td> firefighter</td> <td> paramedic</td> <td> judge</td> <td> meteorologist</td> </tr> <tr> <td> mail carrier</td> <td> nurse</td> <td> librarian</td> <td> reporter</td> </tr> <tr> <td> police</td> <td> vet</td> <td> life guard</td> <td> mechanic</td> </tr> <tr> <td> dentist</td> <td> teacher</td> <td> trash collector</td> <td> plumber</td> </tr> <tr> <td> pharmacist</td> <td> bus driver</td> <td> baker</td> <td> grocer</td> </tr> <tr> <td> construction worker</td> <td> crossing guard</td> <td> chef</td> <td> hair stylist</td> </tr> <tr> <td> forest ranger</td> <td> custodian</td> <td> farmer</td> <td></td> </tr> </table>	 Community Helper Words	 doctor	 coach	 military	 firefighter	 paramedic	 judge	 meteorologist	 mail carrier	 nurse	 librarian	 reporter	 police	 vet	 life guard	 mechanic	 dentist	 teacher	 trash collector	 plumber	 pharmacist	 bus driver	 baker	 grocer	 construction worker	 crossing guard	 chef	 hair stylist	 forest ranger	 custodian	 farmer	
 Community Helper Words	 doctor	 coach	 military																														
 firefighter	 paramedic	 judge	 meteorologist																														
 mail carrier	 nurse	 librarian	 reporter																														
 police	 vet	 life guard	 mechanic																														
 dentist	 teacher	 trash collector	 plumber																														
 pharmacist	 bus driver	 baker	 grocer																														
 construction worker	 crossing guard	 chef	 hair stylist																														
 forest ranger	 custodian	 farmer																															

Day 10

Goal: Try to do all activities by the end of the day.

Objetivo: tratar de hacer todas las actividades al final del día.

Pinehurst Teacher Websites and Activities	Pinehurst Website – https://www.ccsdschools.com/pinehurst Morning Meeting – https://www.youtube.com/channel/UCI_KYginU-SH-nfd9P13yppg/videos ESOL (Great for all 1st graders) – https://padlet.com/erinn_stampe/7wv2i9jakz0yhoux Music – https://padlet.com/lindsay_stone/r3o04pyubiv9u78g Guidance - https://padlet.com/jessicakmurray/z6zam22b27ds5oxp																																
Lexia	30 minutes/minutos																																
Dreambox	30 minutes/minutos																																
Reading/Lectura 	Long vowels are vowels that say their name – Today we are going to look for long u. Read any book and look for words with long u (Example: cute, use, blue). Write down 5 – 10 long u words you find and draw a picture of them if you can. Las vocales largas son vocales que dicen su nombre – Hoy vamos a buscar la vocal larga “u”. Lea cualquier libro y busque palabras con la vocal larga “u” (Ejemplo: cute, use, blue). Escribe 5 – 10 palabras con la vocal larga “u” de a que encuentres y haz un dibujo si puedes.																																
Math/ Matemáticas	<p>Place Value: Write how many groups of tens and ones are in each number. Send me a picture of your work.</p> <p>Valor Posicional: Escriba cuántos grupos de diez y unos hay en cada número. Envíame una foto de tu trabajo.</p> <p style="text-align: center;"> 61 = ____ tens + ____ ones 11 = ____ tens + ____ ones 88 = ____ tens + ____ ones 24 = ____ tens + ____ ones 19 = ____ tens + ____ ones </p>																																
Writing/Escritura	<p>Choose a different community helper to write about today. Use the picture word cards to help you. Send me a picture of your writing.</p> <p>Elija una persona diferente que ayuda a la comunidad y escriba de esa persona hoy. Usa las tarjetas de palabras ilustradas para ayudarte. Envíame una foto de tu escrito.</p> <table style="width: 100%; text-align: center;"> <tr> <td> Community Helper Words</td> <td> doctor</td> <td> coach</td> <td> military</td> </tr> <tr> <td> firefighter</td> <td> paramedic</td> <td> judge</td> <td> meteorologist</td> </tr> <tr> <td> mail carrier</td> <td> nurse</td> <td> librarian</td> <td> reporter</td> </tr> <tr> <td> police</td> <td> vet</td> <td> life guard</td> <td> mechanic</td> </tr> <tr> <td> dentist</td> <td> teacher</td> <td> trash collector</td> <td> plumber</td> </tr> <tr> <td> pharmacist</td> <td> bus driver</td> <td> baker</td> <td> grocer</td> </tr> <tr> <td> construction worker</td> <td> crossing guard</td> <td> chef</td> <td> hair stylist</td> </tr> <tr> <td> forest ranger</td> <td> custodian</td> <td> farmer</td> <td></td> </tr> </table>	 Community Helper Words	 doctor	 coach	 military	 firefighter	 paramedic	 judge	 meteorologist	 mail carrier	 nurse	 librarian	 reporter	 police	 vet	 life guard	 mechanic	 dentist	 teacher	 trash collector	 plumber	 pharmacist	 bus driver	 baker	 grocer	 construction worker	 crossing guard	 chef	 hair stylist	 forest ranger	 custodian	 farmer	
 Community Helper Words	 doctor	 coach	 military																														
 firefighter	 paramedic	 judge	 meteorologist																														
 mail carrier	 nurse	 librarian	 reporter																														
 police	 vet	 life guard	 mechanic																														
 dentist	 teacher	 trash collector	 plumber																														
 pharmacist	 bus driver	 baker	 grocer																														
 construction worker	 crossing guard	 chef	 hair stylist																														
 forest ranger	 custodian	 farmer																															