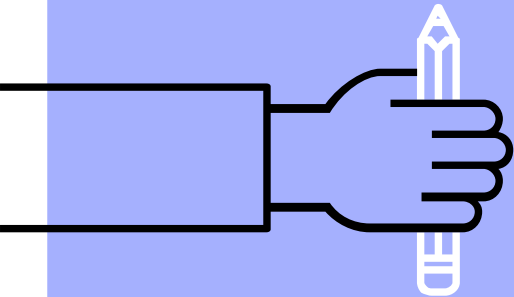
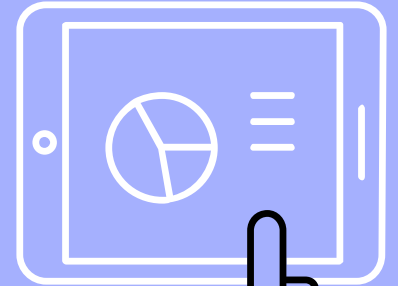

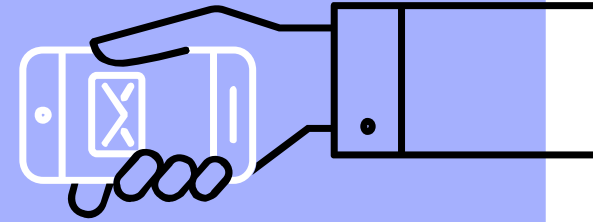


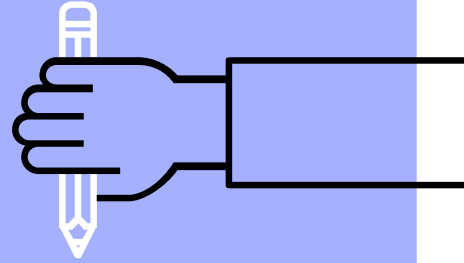


# Connecting the Dots from Zoom to Canvas: Ensuring Success in the Virtual Classroom



Baptist Hill Middle High School  
November 19, 2020

# Welcome



Introductions,  
Housekeeping,  
and Agenda

# Tonight's Agenda

- ▶ Virtual Learning Expectations
- ▶ Zoom Basics
- ▶ Linking to Your Child's Canvas Account
- ▶ Navigating Canvas
- ▶ Questions, Comments, or Concerns

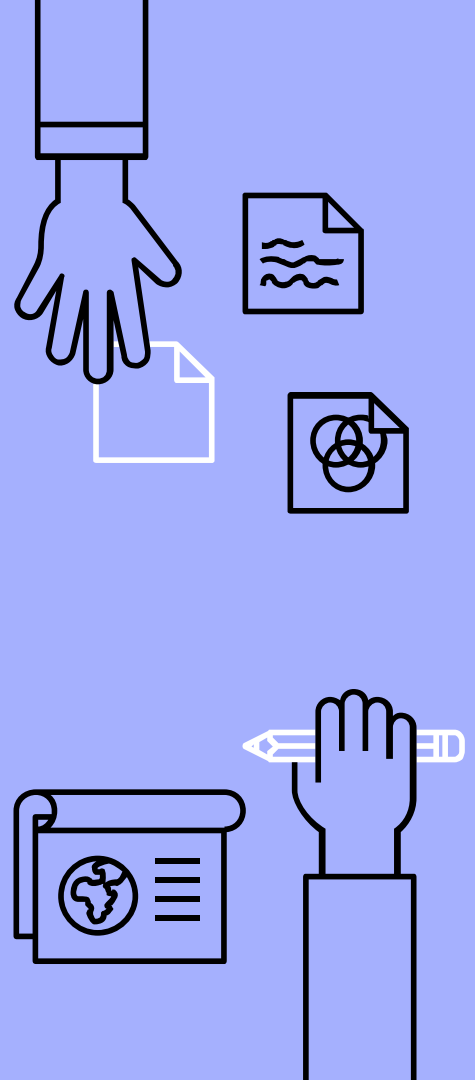


# Virtual Learning Expectations

- ★ If at all possible, the camera needs to be on
- ★ Participate in the lesson
- ★ Dress appropriately
- ★ Have a dedicated space for learning
- ★ Follow the teacher's guidelines
- ★ Be on time

[District Expectations pulled from the Safe Restart Plan](#)

[Tips from Teachers](#)



### Personal Responsibility

- Be Zoom Ready (charged learning devices, seated at a desk or table)
  - School appropriate clothing
- Be waiting for your teacher to start
- Video should remain on to interact with teacher students & for attendance

### Respect

- Use proper social norms
  - Remain seated
- Be supportive of classmates

### Integrity

- Complete work using only teacher provided resources
- Submit work on time

### Demonstration of Learning


- Canvas Ready & Proficient
- Submit original & honest work
- Participate and be present for class

### Expectation of Voice

- Keep microphone muted unless speaking
- Refrain from private conversations



## Virtual Pride Matrix School Wide Expectations



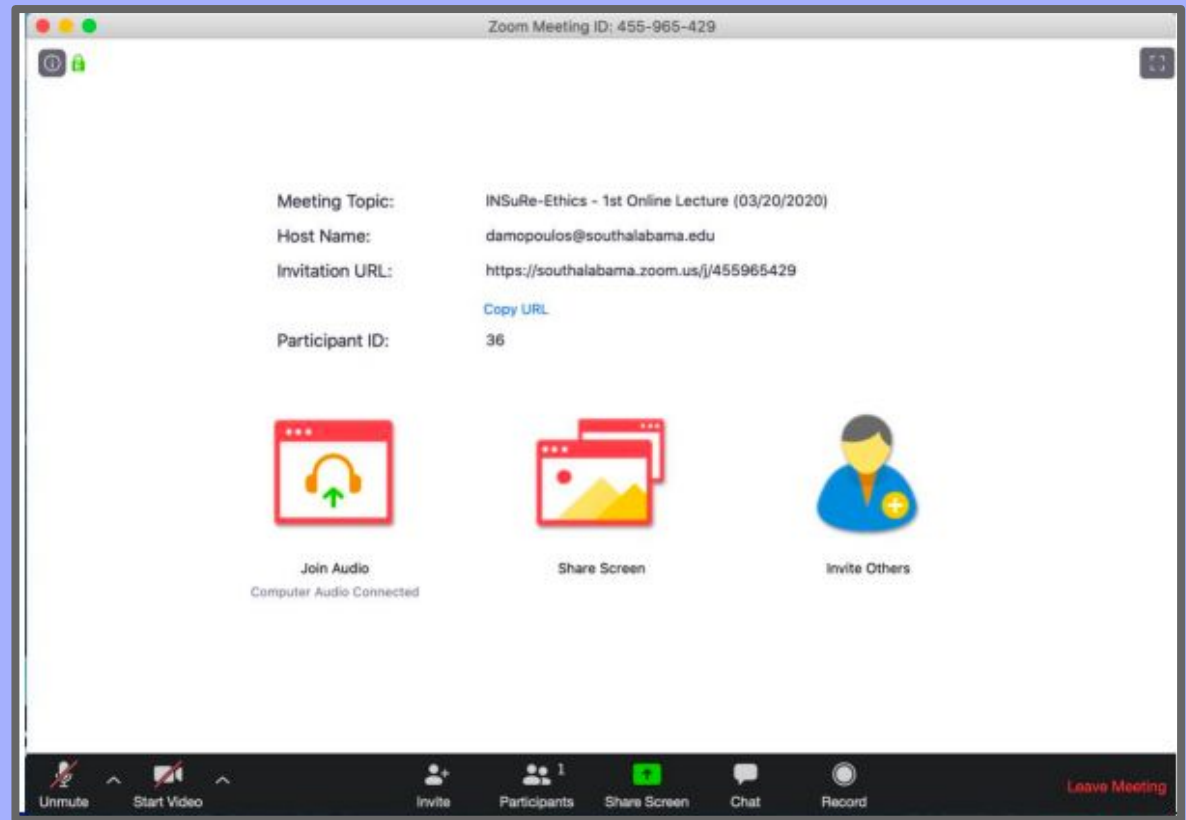
Zoom Basics

Interface

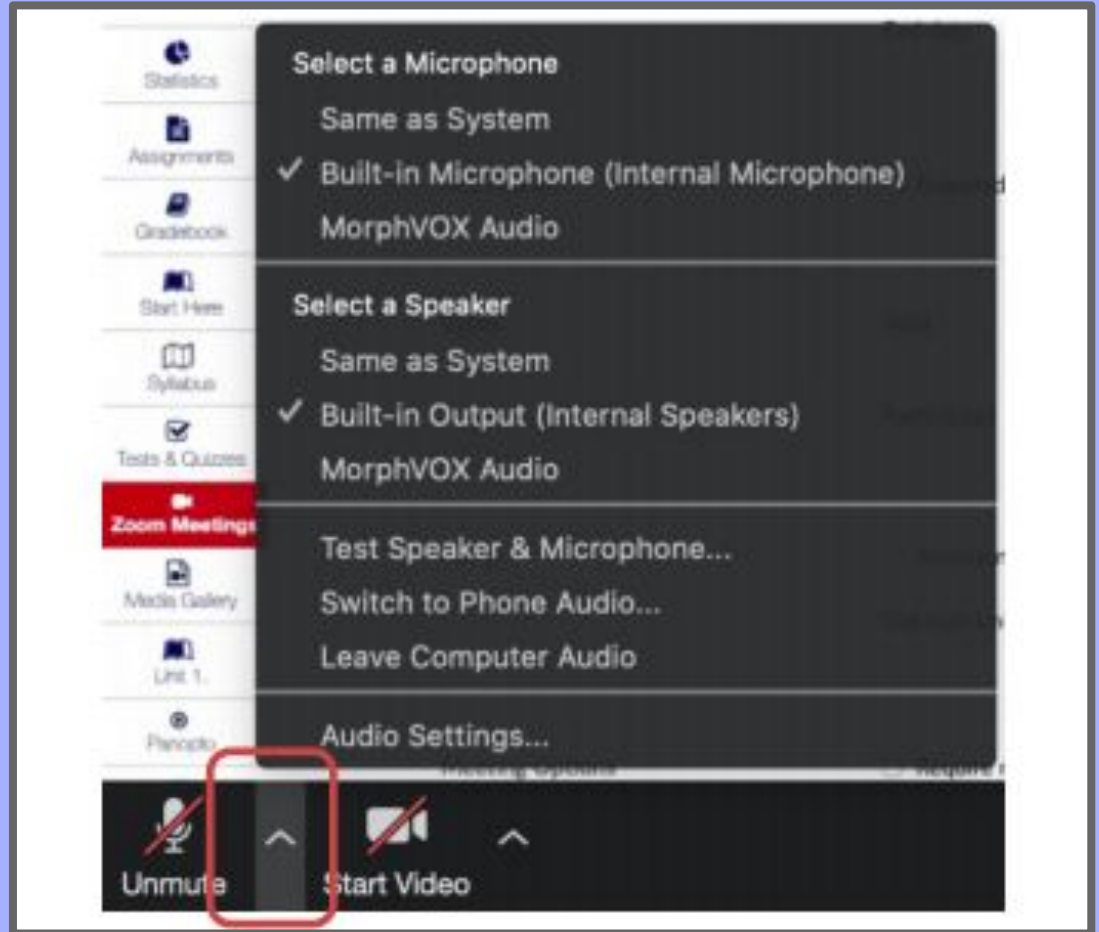
Tips and  
Tricks



# Interface

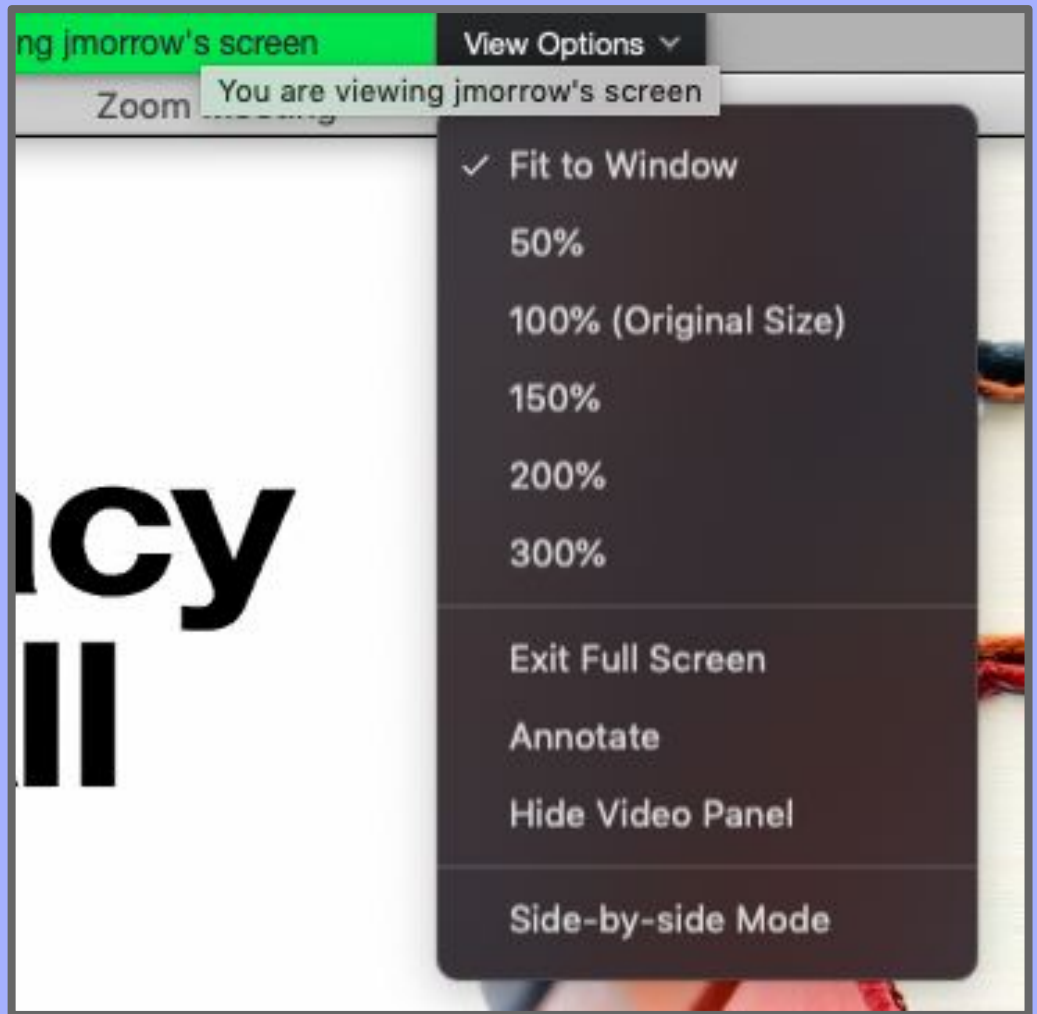


Arrows  
Provide  
More  
Options

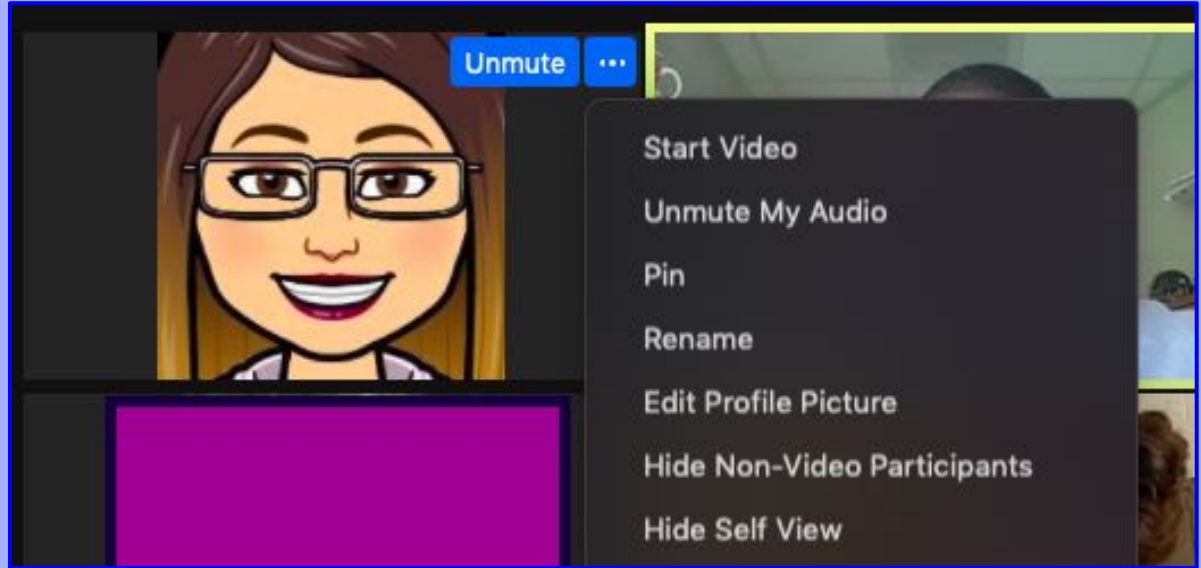




# Screen Share Options




# Video Options



# Linking to Your Child's Canvas Account

## Parent Login

 **Parents can create an observer account and view student progress.**  
To create an account:

1. Go to [http://ccsdschools.instructure.com/register\\_from\\_website](http://ccsdschools.instructure.com/register_from_website)
2. Click **Parents sign up here**

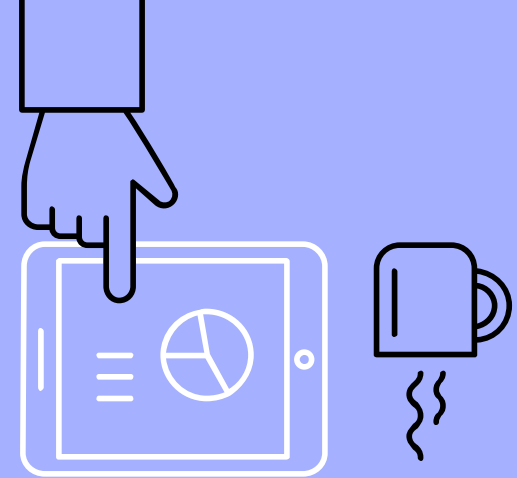
*Sign up now,  
it's free!*

TEACHER    STUDENT

Parents sign up here.

You will enter a pairing code for your child.  
Pairing code \_\_\_\_\_

*You only need to create one account, you can add multiple codes for multiple children.*



# Parent Registration

## Enter Signup Details

Parent Signup ×

Your Name


Your Email

Password

Re-enter Password

Student Pairing Code  [What is a pairing code?](#)

You agree to the [terms of use](#) and acknowledge the [privacy policy](#).

I'm not a robot  reCAPTCHA  
Privacy - Terms

Cancel

Already Have a  
Canvas  
Account?

Add the Pairing  
Code to Your  
Existing  
Account

### Open Account Settings

Account **1**

Dashboard

Courses

Calendar

Inbox

History

Help

Caroline Jones

Logout

Settings **2**

Notifications

Files

ePortfolios

In Global Navigation, click the **Account** link [1], then click the **Settings** link [2].

# Next Steps

## Open Observing

- Notifications
- Files
- Settings
- ePortfolios
- My Badges
- Required Trainings Management
- Portfolio
- Observing**

In User Navigation, click the **Observing** link.

## Add Student

### Observing

Student Pairing Code

1 2ab32e

2 + Student

Type the pairing code in the **Student Pairing Code** field [1] and click the **Add Student** button [2].

## View Student

### Observing

Student Pairing Code

+ Student

### Students Being Observed


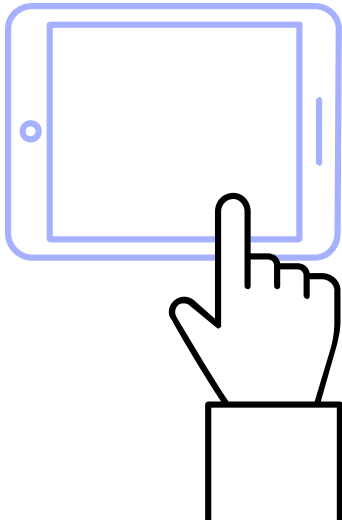
Emily Boone ←

View the paired student.

# Where Do I Find the Pairing Code?

- Your child can access the code from his/her settings.
  - *Account – Settings – Scroll all the way down – Pair with observer*
- Your child's teacher can generate a code and share it with you.
- Ms. Bailey can generate a code for you. You can stay online after the presentation for a code or email her.
- You may observe multiple children. Follow the directions on slides 7 and 8 to observe more scholars.

# Navigating Canvas



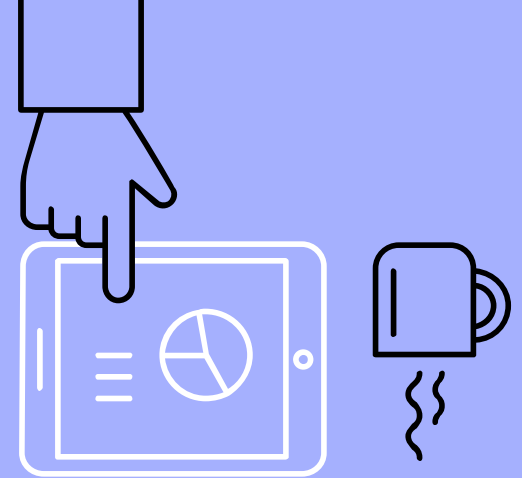


# Intro Video for Parents

**Tutorial Video Series**

- OBSERVER -

Canvas Overview



[Signing Up for a Parent Canvas Account](#)


[CCSD Remote Learning Support Site](#)

[Parent's Ultimate Guide for Using Zoom: Common Sense Media](#)

[Zoom for Parents and Kids: 9 Tips and Tricks You Never Knew](#)

[Zoom Help Center: Frequently Asked Questions](#)

# Resources



“

*Questions?*

*Thoughts?*

*Concerns?*

Don't forget to fill out the evaluation form.

[shannon\\_bailey@charleston.k12.sc.us](mailto:shannon_bailey@charleston.k12.sc.us)

