

CCSD Safe Restart



Charleston County
School District's plan to
safely reopen schools
in Fall 2020

*Presented for First Reading July 20
Second Reading & Approval July 27
Update: August 10*

August 10 Update Topics

1. *Recap*
2. *Parent Enrollment Choice and Instructional Staff Survey Results*
3. *Covid-19 Trend Review*
4. *School Capacities*
5. *Summary*



School Visits will be scheduled
August 31-Sept. 4

Part 1: Recap

Plan Requirements

Board Action

Next Steps



Required Plan Components - SDE: Friday, July 17, 2020

- **An in-person option for all students**
- **A virtual option for all students**
 - Any virtual model *must include an initial person contact with students.*
- If virtual is the only option initially, develop a **timeframe** for working toward in-person instruction as conditions improve
- Establish how **high quality instruction** will be provided. Must meet all state and federal requirements.
- Provide **5 additional LEAP days, PK-8** (Learn, Evaluate, Analyze, Prepare). Some students must be present each day. Staff who work the 5 additional days receive pay at regular salary. This is a Legislative requirement.



Board Action - July 27

In-person school will begin Sept. 8 with actual in-person instruction (subject to sustained downward reduction in COVID-19 infection rates) or temporary stay-at-home remote instruction if parents prefer to start the school year in remote mode;

The K-12 Virtual Academy, which entails a 9-week commitment for K-8 students and a semester commitment for high school students.

Both temporary and virtual remote instruction will include intermittent in-person check-ins with students by teachers. **In-person student presence at school may occur for parents and teachers who are comfortable with this option, (not expected to exceed 20-25% of normal school capacity)** as determined by each school's current medical metrics and logistical considerations.

Charleston County must see a downward trend in COVID-19 rates over a 14-day period before the Board will consider changing the operating mode. Data will be reviewed every two weeks by staff; monthly by Board.

Also the Board will review the trend again on August 10.

Next Steps

By July 24 - Get feedback on the plan from the Task Force, the teachers, the Legislative Delegation, and the community

July 27 - Board approves a School Restart Plan

By August 5th

- Families confirm whether they are opting for Virtual Academy or In-Person Instruction. Determine which families need bus transport and wi-fi connection
- CCSD asks teachers about their needs for instructional restart

By mid-August, if possible - Finalize individual school enrollment for Virtual Academy and schools based on safety considerations, parent preferences, teachers' plans, building capacity

August 11-18

- Teachers report for planning and development
- School-level Safe Reopening Plans finalized; shared with parents ASAP

August 19 - Deadline for notifying parents if Sept. 8 is not the start date


August 19 - Sept. 8 - Help families prepare for virtual instruction as appropriate

Week of August 31-Sept 4 - Invite K-8 students into school in small groups to meet their teacher, assess needs, review how to use devices, etc.. (LEAP days - Learning, Evaluating, Analyzing, and Preparing)

Part 2:

Parent Enrollment Choice Responses

Instructional Staff Survey Results



Parent Enrollment Choice Summary

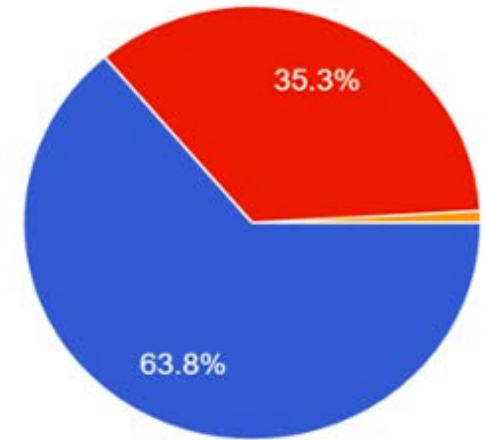
Survey Results as of August 5:

Over 60% of parents responded to the Enrollment Choice query

- 64% wanted in-person instruction
- 35% wanted virtual instruction
- 1% do not plan to enroll their children in CCSD this year

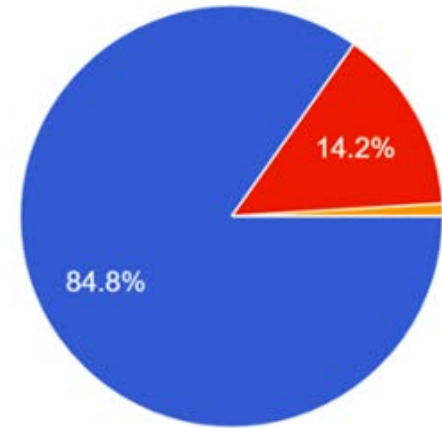
Principals, teachers, staff working now to reach all parents.

Of parents responding, about 37% want bus transportation.



Instructional Staff Survey Summary

- 3,167 "teachers" listed on CCSD rolls on July 29.
- *Teacher* category: Classroom teachers, librarians, guidance counselors and instructional coaches.
- Approximately 85% of teachers responded.
- The survey was sent to "instructional personnel," including paraprofessionals and some school leaders.
- **85% of instructional personnel indicated that if Covid-19 rates continue to decline they are willing to return to teach small groups of students in person.**
 - 14% are not comfortable returning to teach students in person.
 - 1% have medical conditions that limit their ability to work with students at this time.



Staff Working Extra Days, Aug. 31-Sept 4



- LEAP Days: Learn, Evaluate, Analyze, Prepare
- For grades PK-8, a few students at a time
- State will cover cost of salaries for instructional & essential support staff that week
- 85% of PK-8 instructional staff members plan to work with students Aug 31-Sept 4:
 - There are 2,329 PK-8 instructional staff members
 - Thus far, 1,971 indicate they will work LEAP week
 - This count does not yet include 6-8 staff at 6-12 schools such as Baptist Hill, Military Magnet, and School of the Arts

Part 3: Revisit Trend Rate

“Charleston County must see a downward trend in COVID-19 rates over a 14-day period.”



DHEC - August 5, 2020

“Charleston County has been on a downward trajectory of COVID 19 cases for 21+ days . . . These are promising signs.”



Incidence Rate

On July 19th, Charleston County's 14-day incidence rate was:

880 per 100,000 residents

As of Aug 8th, our 14 day incidence rate was:

414 per 100,000 residents

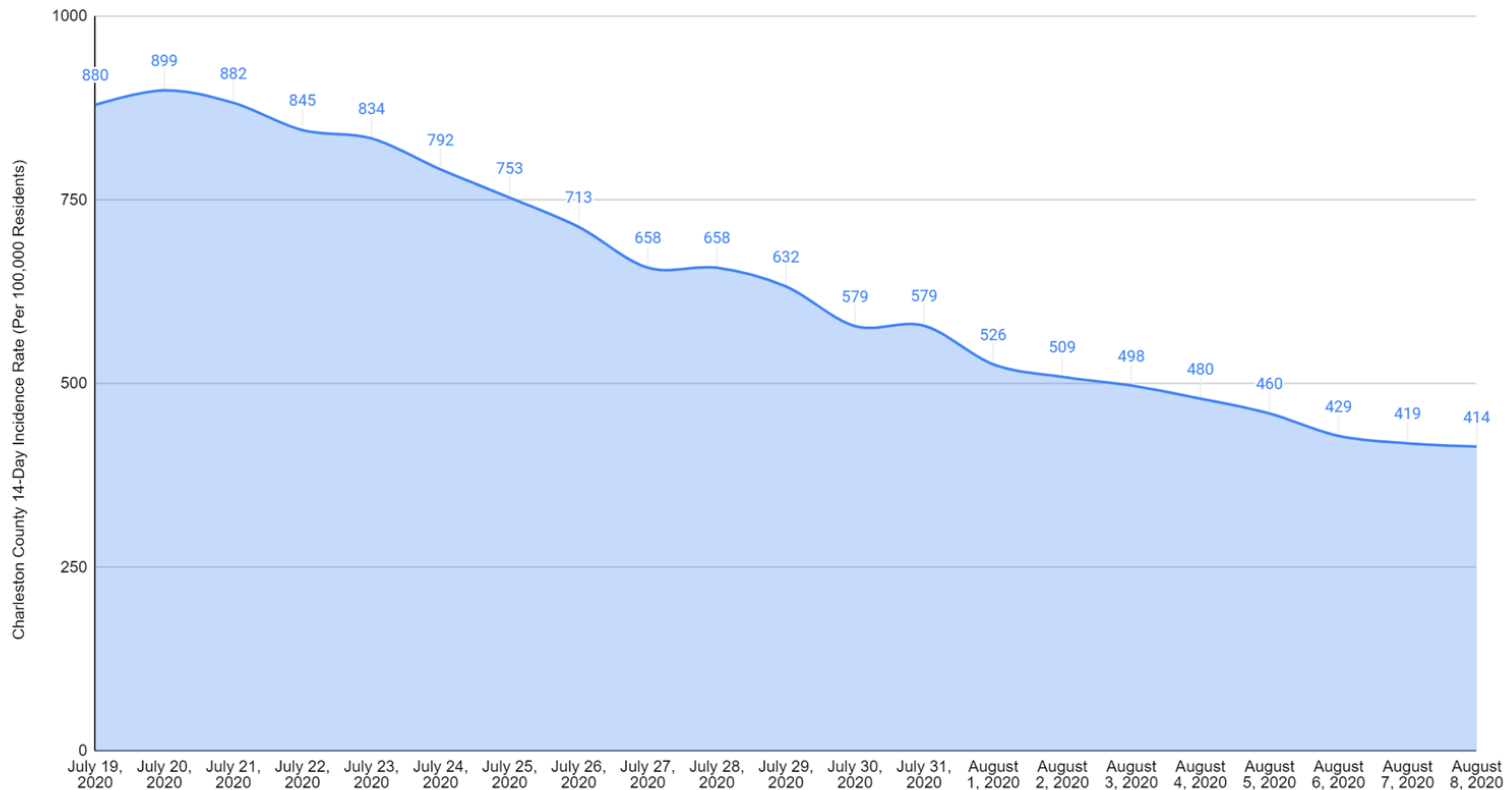
Charleston County's incidence rate has dropped over 50% during the past three weeks.

Charleston County

COVID-19 14-Day Incidence Trend

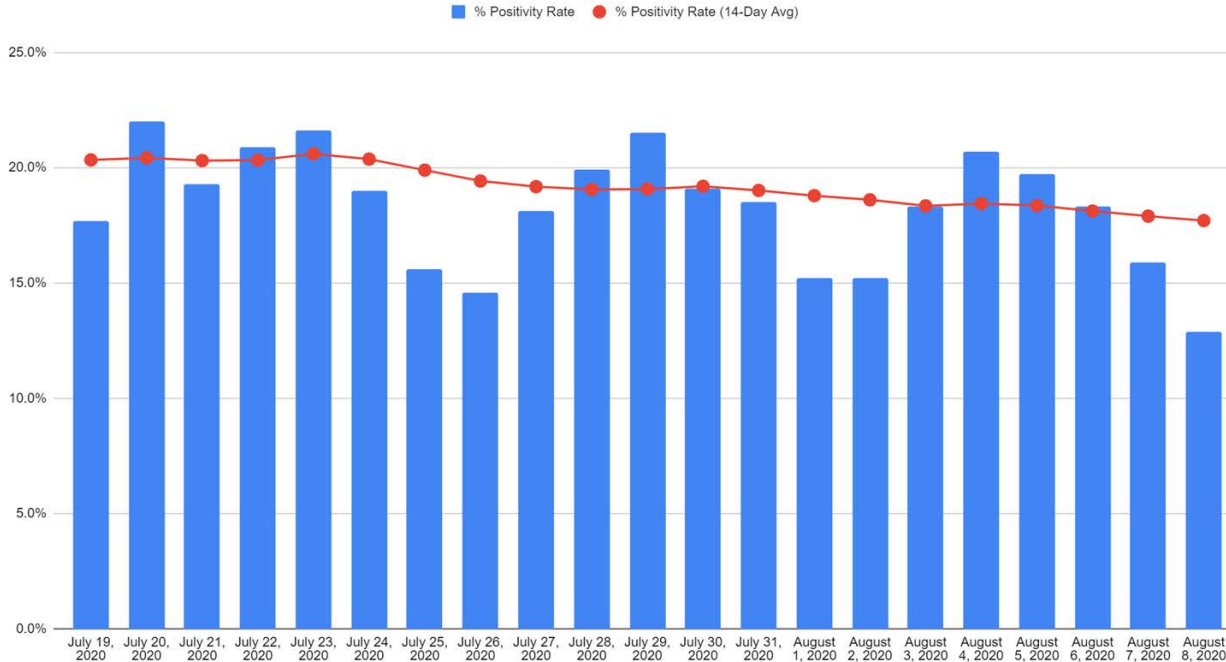
Charleston County 14-Day Incidence Rate (Per 100,000 Residents)

[21-Day Period Shown]



Statewide COVID-19 Testing Positivity Rate

Statewide Daily Testing Positivity Rate
[21-Day Period Shown]



Testing availability, ease of access, lagging turn-around times all present challenges.

Part 4:

Safe Restart School Enrollment Capacity



Capacity Review

- **Normal Capacity**

- Elementary Schools: 22 students per teaching station (does not include fine arts)
- Middle and High Schools: 21 students per teaching station (75% of all classrooms)
- Adjustment for small classroom sizes

- **COVID Analysis**

- 6 foot spacing or dividers
- Some schools included fine arts rooms as classrooms
- May be higher than normal capacity

Elementary School Capacity

SCHOOL	2020-21 PROJECTED ENROLLMENT	25% NORMAL CAPACITY	NORMAL CAPACITY	6 FT SPACING OR DIVIDERS
AC Corcoran ES	769	212	848	888
Angel Oak ES	720	148	590	735
Ashley River Creative Arts	609	165	660	611
Belle Hall ES	699	203	810	TBD
Buist Academy	571	121	484	618
Carolina Park ES	1015	242	968	1150
Charles Pinckney ES	662	226	902	675
Charleston Progressive Academy	284	121	484	523
Chicora ES	389	138	550	421
Drayton Hall ES	663	192	768	773
EB Ellington ES	296	127	506	328
Edith L. Frierson ES	133	71	284	160

Elementary School Capacity

SCHOOL	2020-21 PROJECTED ENROLLMENT	25% NORMAL CAPACITY	NORMAL CAPACITY	6 FT SPACING OR DIVIDERS
Harbor View ES	703	171	682	710
Hunley Park ES	480	139	554	511
James B Edwards ES	742	241	964	637*
James Island ES	591	165	660	669
James Simons Montessori	442	114	455	TBD
Jane Edwards ES	69	74	296	179
Jennie Moore ES	1014	325	1298	1041
Julian Mitchell ES	323	212	846	TBD
Ladson ES	879	242	966	1126
Lambs ES	407	182	728	472
Laurel Hill PS	603	237	946	775
Malcolm Hursey Montessori	436	124	496	TBD

Elementary School Capacity

SCHOOL	2020-21 PROJECTED ENROLLMENT	25% NORMAL CAPACITY	NORMAL CAPACITY	6 FT SPACING OR DIVIDERS
Mamie Whitesides ES	815	230	920	778*
Mary Ford Early Learning	207	144	576	TBD
Matilda F. Dunston ES	436	138	550	562
Memminger ES	437	121	482	502
Midland Park PS	503	196	784	698
Minnie Hughes ES	233	90	358	273
Montessori Community	282	75	300	TBD
Mt Pleasant Academy	630	160	638	758
Mt Zion ES	269	106	424	296
Murray LaSaine Montessori	403	101	404	TBD
North Charleston Creative Arts	572	154	616	745
North Charleston ES	399	176	702	563

Elementary School Capacity

SCHOOL	2020-21 PROJECTED ENROLLMENT	25% NORMAL CAPACITY	NORMAL CAPACITY	6 FT SPACING OR DIVIDERS
Oakland ES	611	171	682	605
Pepperhill ES	586	209	834	772
Pinehurst ES	756	219	876	1203
Sanders-Clyde ES	493	138	550	481
Springfield ES	694	187	748	675
St Andrews Math & Science	765	209	836	763
St James-Santee ES/MS	236	176	705	330
Stiles Point ES	783	187	746	761
Stono Park ES	464	149	594	464
Sullivan's Island ES	511	138	550	639
WB Goodwin ES	455	189	754	578
Liberty Hill Academy	80	81	324	95

Middle School Capacity

SCHOOL	2020-21 PROJECTED ENROLLMENT	25% NORMAL CAPACITY	NORMAL CAPACITY	6 FT SPACING OR DIVIDERS
Camp Road MS	812	225	900	TBD
Thomas Cario MS	1135	380	1518	1170
CE Williams MS	830	225	900	TBD
C E Williams North	448	226	904	512
Deer Park MS	429	164	656	TBD
Haut Gap MS	497	171	682	480
Laing MS	1129	347	1386	1105
Morningside MS	637	221	882	650
Moultrie MS	1008	304	1215	TBD
Northwoods MS	944	304	1215	832
Simmons Pinckney MS	296	116	462	179
Jerry Zucker MS	585	179	714	612

High School Capacity

SCHOOL	2020-21 PROJECTED ENROLLMENT	25% NORMAL CAPACITY	NORMAL CAPACITY	6 FT SPACING OR DIVIDERS
Academic Magnet HS	706	194	777	460
Baptist Hill MS/HS	543	220	880	608
Burke HS	355	248	993	TBD
Daniel Jenkins Academy	50	84	336	150
Lucy G. Beckham HS	752	375	1500	TBD
Military Magnet Academy	449	277	1107	768
North Charleston HS	627	345	1381	698
Charleston School of the Arts	1108	357	1428	687
Clark Academy	125	44	177	150
St Johns HS	352	158	633	TBD
RB Stall HS	1712	432	1728	TBD
Wando HS	3235	938	3753	TBD
West Ashley HS	1787	624	2494	TBD

Instructional Planning

More detailed planning is occurring at schools this week


CCSD Back-to-School Video

<https://youtu.be/qIRMoXBGldY>

Learning Services Instructional Update

Strategic Education Committee

Item 3.B.



Summary

We are committed to offering in-person classes to students as quickly and carefully as possible.

As we begin working with each school regarding specific situations, leaders and teachers may discover that they are able to bring more than 25% of their normal building capacity (approved on an individual school basis) back to school on Sept. 8 for in-person instruction, dependent on the following conditions:

- A trend of improved Covid-19 infection data and medical experts' advice;
- The school facility's safe student capacity;
- The availability of staff;
- The preference of parents.