

SUMMER MATH PACKET

Name _____

For Students Entering Math 6

As a way to assist you into transitioning to the “middle school” atmosphere at SOA, this summer math booklet was developed to provide students entering sixth grade an opportunity to review grade level math objectives and to improve math performance. I hope this helps to build anticipation for new learning and gives you confidence in your abilities so that you are well prepared for the next level of math. This packet will help ease the transition and help you reinforce skills that are needed prior to the start of sixth grade to ensure future success.

**THIS ASSIGNMENT IS DUE THE FRIST FRIDAY OF THE NEW SCHOOL YEAR.
THIS PACKET WILL COUNT AS THE FIRST GRADE OF THE NINE WEEKS IN
MATH CLASS.**

Table of Contents - Page, Objective, and Suggested Completion Date	
2 Write Numbers in Words and Digits	Week 1
3 Order Decimals	Week 2
Add and Subtract Whole Numbers	Week 3
5 Multiply and Divide Whole Numbers	Week 4
6 Background of Fractions.	Week 5
7 Add and Subtract Decimals.	Week 6
8 Reading Scales and Finding Area and Perimeter	Week 7
9-10 Using Data to Find Answers	Week 8
11 Finding the Mean, Median, Mode, and Range	Week 9
12 Factors and Multiples	Week 10

SUMMER MATH PACKET

Write Numbers in Words and Digits

Exercises: Write the number name.

1. 560.08

2. 7.016

3. 24.47

4. 6,003

5. 3,005,600.07

Write the number the name represents:

6. Forty-five thousandths

7. Seventeen and seven hundredths

8. Five million, three hundred thousand, twenty-nine and six tenths

9. Six million and five thousandths

10. Two hundred eight thousand, four

Order Decimals

SUMMER MATH PACKET

Exercises: List each group of numbers in order **from least to greatest**:

1.) 20, 4, 0.6, 0.08

2.) 246.8, 248.6, 244.9, 246.5

3.) 1.03, 2.4, 0.89, 0.987

4.) 14.8, 2.68, 0.879, 8.47

5.) 5.3, 5.12, 5.38, 5.29

6.) 54.89, 56.3, 58.1, 52.98

7.) 4, 0.006, 0.8, 0.07

8.) 297, 3.456, 64.4, 7.24

9.) 794, 793.8, 794.65, 794.7

10.) 9, 6.7, 7.24, 14

11.) 4.2, 4.19, 4.07, 4.3

12.) 3.75, 6.7, 3.8, .45

SUMMER MATH PACKET

Add and Subtract Whole Numbers

Solve: No Calculators! Use scratch paper and STAPLE TO THE BACK for credit, if needed. **You must show your work to get credit.**

1.) $6,496 + 3,288 =$

2. $54,398 + 64,508 =$

3.) $3,254 + 4,113 =$

4.) $754 - 549 =$

5.) $54,678 + 74,357 =$

6.) $98,455 - 14,789 =$

7.) $38,904 - 32,899$

8.) $908 - 774 =$

SUMMER MATH PACKET

Multiply and Divide Whole Numbers

Hints/Guide: You may use standard multiplication practices or lattice. To divide, please clarify the quotient and remainder. **BONUS:** if you can change your remainder to a decimal, please provide the answer. No Calculators! Use scratch paper and STAPLE TO THE BACK for credit, if needed. **No work = no credit.**

$24 \div 3 =$

$24 \div 6 =$

$16 \times 15 =$

$20 \div 5 =$

$74 \times 10 =$

$190 \div 19 =$

$32 \div 2 =$

$79 \times 9 =$

$216 \div 12 =$

$444 \times 77 =$


$114 \div 14 =$

$4 \times 58 =$


Background of Fractions

Split and Label the following fractional parts (circles) with the given fractions.



1. $\frac{4}{5}$



2. $\frac{7}{8}$



3. $\frac{4}{2}$



Fraction Operations

Hints/Guide: When adding and subtracting fractions, we need to be sure that each fraction has the same denominator, then add or subtract the numerators together.

Exercises: Perform the indicated operation: No Calculators! Use scratch paper and STAPLE TO THE BACK for credit, if needed. **No work = no credit.**

1. $\frac{1}{2} + \frac{3}{4}$

4. $\frac{5}{10} + \frac{1}{2}$

2. $\frac{5}{8} + \frac{3}{4}$

5. $\frac{3}{4} - \frac{2}{8}$

3. $\frac{7}{3} + \frac{1}{3}$

6. $\frac{20}{50} - \frac{1}{10}$

SUMMER MATH PACKET

Add and Subtract Decimals

Hints/Guide: When adding and subtracting decimals, the key is to line up the decimals above each other, add zeros to have all of the numbers have the same place value length, then use the same rules as adding and subtracting whole numbers, with the answer having a decimal point in line with the problem.

Solve: No Calculators! Use scratch paper and STAPLE TO THE BACK for credit, if needed. **No work = no credit.**

1) $15.7 + 2.34 + 5.06 =$

2) $64.038 + 164.8 + 15.7 =$

3) $2.6 + 64.89 + 4.007 =$

4) $12.9 + 2.008 + 75.9 =$

5) $87.4 - 56.09 =$

6) $5.908 - 4.72 =$

7) $68.9 - 24.74 =$

8) $955.3 - 242.7 =$

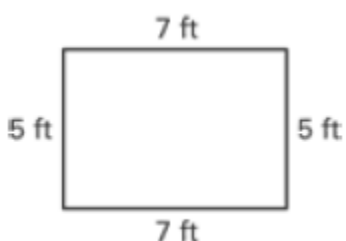
SUMMER MATH PACKET

Reading Scales and Finding Area and Perimeter

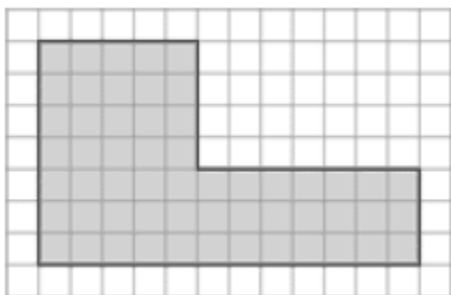
Hints/Guide: To determine the correct answer when reading scales, the important thing to remember is to determine the increments (the amount of each mark) of the given scale.

To find the perimeter of a rectangle or square, we must add the lengths of all of the sides together. To find the area of a square or a rectangle, we must multiply the length by the width.

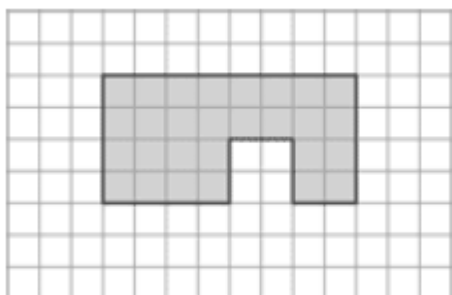
Exercises: Find the area and perimeter of the following. All units are in feet.



area _____ perimeter _____



area _____ perimeter _____

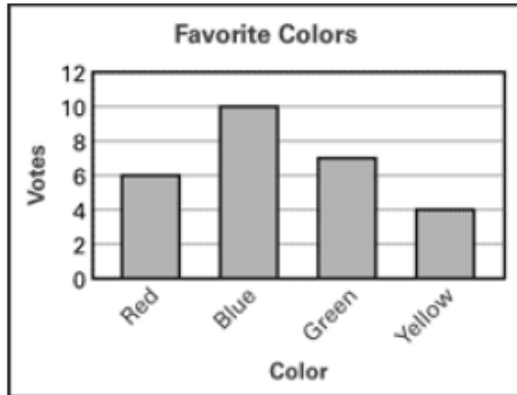


area _____ perimeter _____

SUMMER MATH PACKET

Using data to find answers.

Use the bar graph.

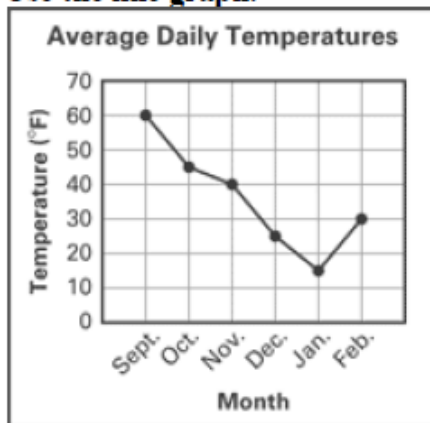


What color did 7 people vote for?

What color had 4 fewer votes than blue?

What was the total number of votes for red and yellow?

Use the line graph.



In which month was the average daily temperature the lowest?

What is the difference between the average daily temperatures for November and December?

What was the average daily temperature for October?

Use the pictograph.



How many black cars were in the parking lot?

How many fewer silver cars were in the parking lot than red cars?

Which color car has twice as many in the parking lot as silver cars?

SUMMER MATH PACKET

Find the Mean/Average, Median, Mode, and Range of a Set of Numbers

Exercises: No Calculators! Use scratch paper and STAPLE TO THE BACK for credit, if needed. **No work = no credit.**

Data Set: 5, 12, 6, 3, 8, 16, 8, 6

Mean:

Median:

Mode:

Range:

Data Set: 2, 7, 4, 11, 12, 4, 6

Mean:

Median:

Mode:

Range:

SUMMER MATH PACKET

Factors and Multiples.

Make a factor rainbow for the following. Circle the Greatest Common Factor.

1) 18 and 24

2) 12 and 15

3) 17 and 20

4) 21 and 40

Find the first 10 multiples of the following. Circle the Least Common Multiple.

1) 12 and 4

2) 9 and 8