


How to Get to Google Drive, Classroom, and Meet

1. Students should go to Google Drive. They can select Apps or type in drive.google.com. If asked to login to Google, each student as an account that resembles their MyPortal login except the username will be an email address. At the login, type in the student's username, but add "@ccsdschools.com" to it for the email address. The password is the same as their MyPortal login.

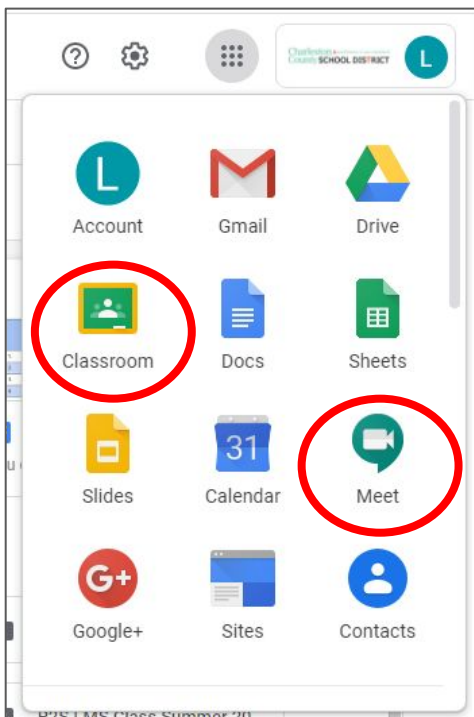
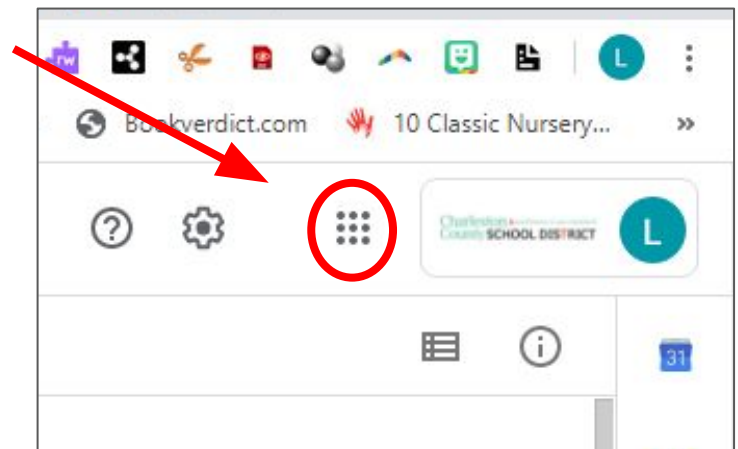


Example:

Email: bowlor9999@ccsdschools.com

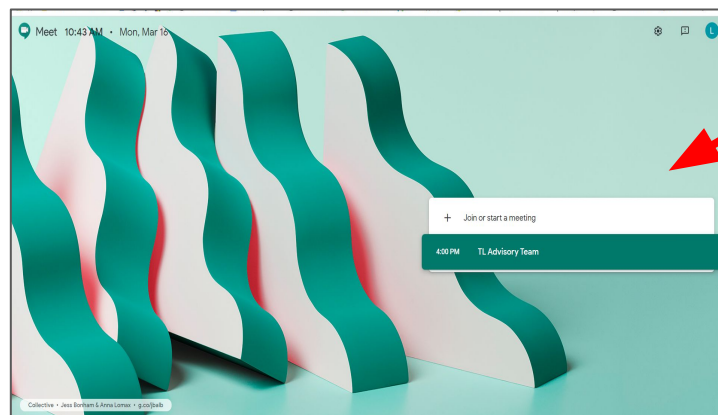
Password: 123456

2. In the upper right corner of the Google Drive account, you will see 9 dots that look like a rubix cube. Click on these dots to reveal all the Google Applications your student has access to.



3. This is where you can open Google Docs, Google Slides, etc., but Google Classroom and Google Meet are located here.

Click on Google Meet to open the application.



Select the class here to attend your teacher's session.