

FALL 2020 SCHOOL DASHBOARD

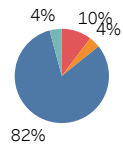
LUCY GARRETT BECKHAM HIGH

Enrollment & Demographics

Student Ethnicity

2019-20

2020-21



	# of Students	
	2019-20	2020-21
Black	76	76
Hispanic	29	29
White	602	602
Other	31	31

	Student Enrollment	% Gifted Academic and/or Artistic	% Special Education	% 504 Plan	% English Language Learners	% in Poverty
2020-21	738	17.6%	8.1%	8.7%	1.4%	19.2%

2019-20 demographic data based on active enrollment on the 135th day of 2019-20. 2020-21 demographic data based on active enrollment on January 4, 2021. % gifted represents state-identified students who are also receiving services. % gifted shown for students in grades 3 and higher. % in poverty shown for students in grades K and higher.

Grades Served

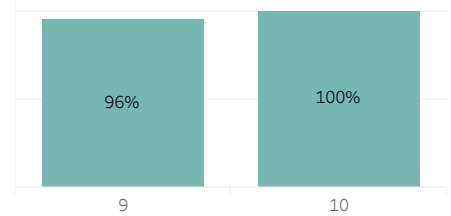
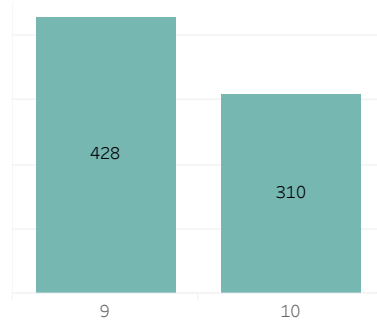
of Students by 2019-20 Grade

of Students by 2020-21 Grade

% of Students Promoted in 2019-20

% of Students Promoted in 2020-21

2019-20
Not Open
2020-21
9-10



Represents the percent of students promoted to the next (or higher) grade between 2018-19 and 2019-20 (left) and 2019-20 and 2020-21 (right). Based on grade assigned in PowerSchool in each school year (day 45 of 2018-19 vs. day 45 of 2019-20 and day 45 of 2019-20 vs. day 70 of 2020-21). Students not enrolled in a CCSD school on those days were excluded.

2019-20 Attendance Rate

2019-20 Discipline

2019-20 Teacher Experience

2019-20 Teacher Degree

Disciplinary Infraction

Average Attendance Rate is shown. To compute it, for each student, the number of days they were in attendance in 2019-20 was divided by the number of days they were enrolled in a CCSD school in 2019-20. Excused and unexcused absences were not counted as being in attendance. The percentage of days present was averaged across all students who were actively enrolled in the school on day 135 of 2019-20.

Disciplinary Consequences

ISS = In-School Suspension. OSS = Out-of-School Suspension. Level 1 and 2 offenses represent behavior misconduct and disruptive conduct. Level 3 represents criminal conduct. Truancies are not included. Learn more about district discipline policies at www.ccsdschools.com/Page/1281.

Includes teachers, teacher librarians, and school counselors as of October 4, 2019. Years of experience is based on the step awarded by the state, which includes experience working as a Teacher Assistant.

Note. Promotion, attendance, and discipline data only shown when results represent a group of at least 10 students or more to ensure no individual student is identified.