



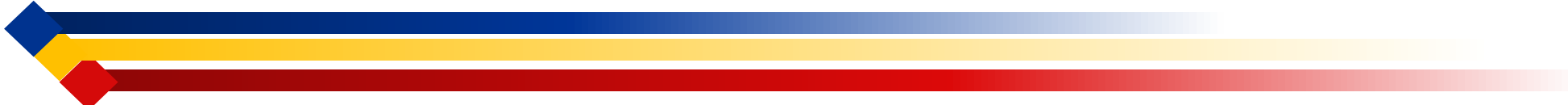
CCSD Board of Trustees

Superintendent's Update

Board of Trustees' Proposed
Goals and Guardrails

October 24, 2022





The mission of CCSD is to educate and support every child in achieving college, career, and citizenship readiness.



Pillar I: RIGOROUS GRADE-LEVEL INSTRUCTION




Pillar II: HIGH QUALITY TEACHERS/LEADERS



Pillar III: WRAP-AROUND SERVICES

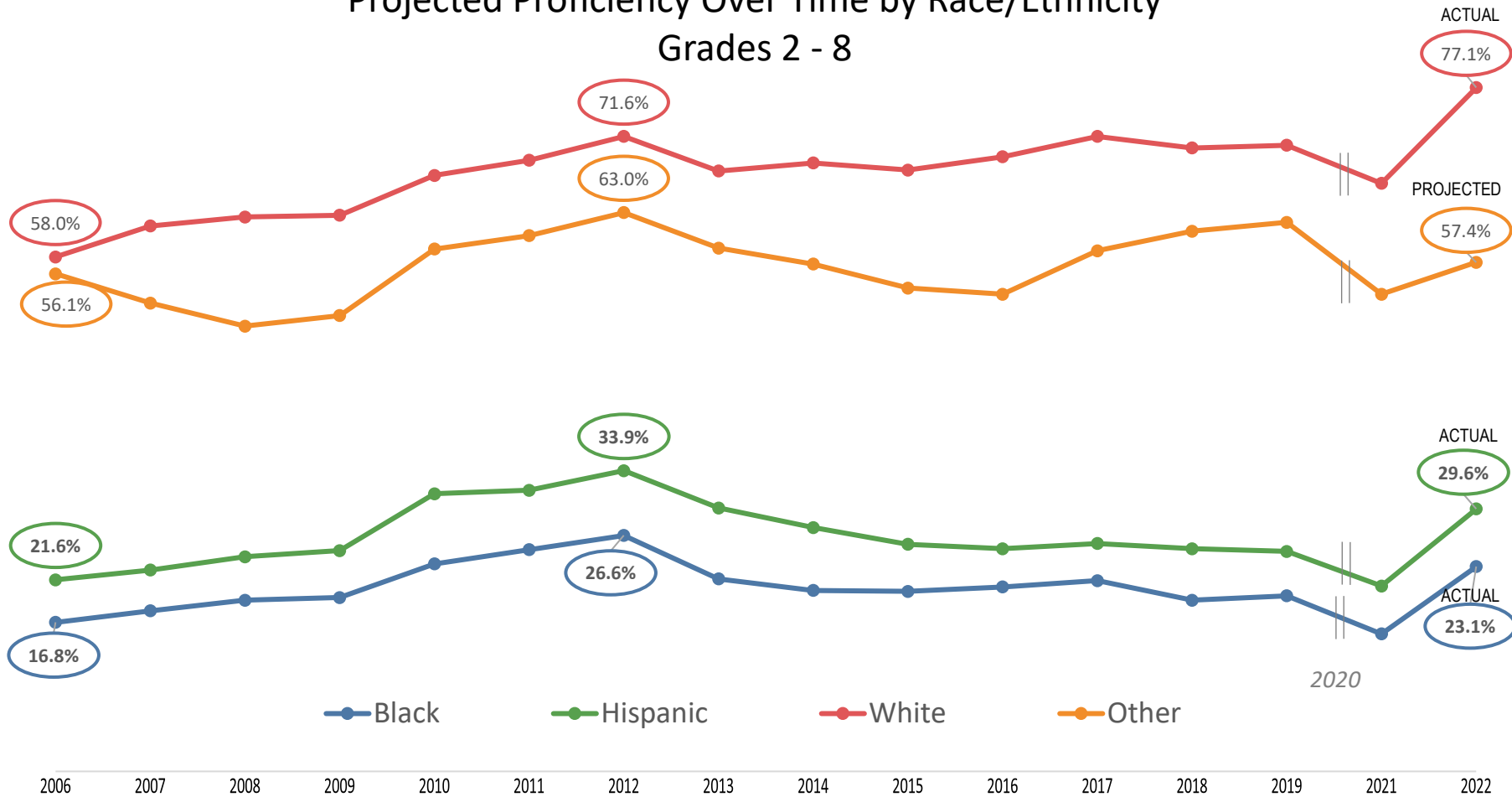
Vision 2027: By June 2027, All Students will Read on Grade Level by Fifth Grade
–2027 Fifth Grade Cohort–



READING

Percent of Students Reading on Grade Level

Projected Proficiency Over Time by Race/Ethnicity
Grades 2 - 8



READING

NWEA Analysis of Measures of Academic Progress (MAP) Scores

Projected Proficiency Over Time

5th Grade Black/African American Students Not Reading on Grade Level

2006 - 2022



Average % of Black/African American 5th Grade Students Not Reading on Grade Level: **82%**

Average # of Black/African American 5th Grade Students Not Reading on Grade Level: **1116**

Charleston County School District

2020-21 Four-Year Graduating Class

<i>College and Career Readiness Indicators</i>	<i>Black/AA</i>	<i>Hispanic</i>	<i>White</i>	<i>Other</i>	<i>Multilingual Learner</i>	<i>Special Education</i>	<i>Poverty</i>	<i>CCSD</i>	<i>South Carolina</i>
American College Test (ACT) composite score of 20 or higher	4.4%	8.1%	36.6%	33.7%	2.9%	3.3%	25.1%	22.8%	15.4%
Scholastic Aptitude Test (SAT) composite score of 1020 or higher	6.4%	12.8%	53.8%	65.2%	7.4%	3.3%	37.6%	34.0%	20.5%
Advanced Placement (AP) score of 3 or higher	5.6%	14.4%	47.4%	69.7%	10.7%	3.6%	33.8%	30.6%	16.0%
Dual Enrollment Credit 6 hours with C or higher	11.7%	9.7%	32.9%	23.6%	4.9%	5.4%	25.4%	23.2%	15.3%
Career and Technical Education (CTE) with certification	10.7%	6.7%	7.4%	3.4%	5.7%	3.6%	8.9%	8.4%	13.8%
State-approved Work-Based Learning (WBL) experience	1.0%	0.7%	1.1%	*	0.4%	1.2%	1.0%	1.0%	3.1%
Career Readiness Assessment (WorkKeys/R2W) platinum, gold, or silver certificate	31.4%	41.9%	78.0%	78.7%	35.2%	16.6%	63.6%	58.6%	48.0%
Armed Services Vocational Aptitude Battery Test (ASVAB) 31 or higher	4.6%	4.0%	5.8%	5.6%	2.9%	1.5%	5.6%	5.2%	6.7%


The 2020-21 College and Career Readiness rate for CCSD is 67.7%, for Black/African American students it is 41.9%, for Hispanic students it is 49.7%.

Students must meet at least one of the above indicators to be considered college or career ready. Source: SC Report Card data - 4-year cohort.


Charleston County School District

2020-21 Four-Year Graduating Class

College and/or Career Ready



58% of Black/African American Students are not College and/or Career Ready



50% of Hispanic Students are not College and/or Career Ready



Goal 1: Literacy

The percentage of Black/African American and Hispanic 5th grade students reading on grade level will increase from 25.5% in July 2022 to 60.7% in July 2027 as measured by SC READY ELA.

Source. All tested students, SC READY Spring 2022



Interim Goals: Literacy

The percentage of Black/African American/Hispanic 3rd grade students meeting ELA growth targets will increase from X% in April 2023 to Y% in April 2025 as measured by i-Ready.

**metric available April 2023*

The percentage of African American and Hispanic kindergartners demonstrating “low risk” will increase from 47% in April 2022 to 63.9% in April 2025 as measured by Fastbridge early Reading.

The percentage of African American and Hispanic PK4 students who score in Tier I on myIGDIs in both Rhyming and Sound ID will increase from 26.9% in April 2022 to 50.2% in April 2025.



Goal 2: Algebra I Readiness & Achievement

The percentage of all CCSD students enrolled in 8th Grade ~~CCSD students~~ achieving C or higher on the Algebra I End-of-Course exam by the end of 8th grade will increase from 24.9% in May 2022 to 60.3% in May 2027.



Interim Goals: Algebra I Readiness & Achievement

The percentage of 6th grade students that are projected to be ready for Algebra 1 will increase from 49% in April 2022 to 65.2% in April 2025 as measured by MAP Math.
(projections to SC READY)

The percentage of 7th grade students that are projected to be ready for Algebra 1 will increase from 40% in April 2022 to 59.1% in April 2025 as measured by MAP Math.
(projections to SC READY)

The percentage of 8th grade students scoring a C or higher on the Algebra 1 Benchmark will increase from X% in December 2022 to Y% in May 2025.

**measure available December 2022*



Goal 3: College and Career Readiness

The percentage of students in the 4-year cohort who graduate college and/or career ready will increase from 67.7% in August 2021 to 86.2% in August 2027 as measured by SC College and Career Readiness Indicators.



Interim Goals: College and Career Readiness

The percentage of all high school Pupils in Poverty (PIPs) who score a C or higher in AVID will increase from X% to Y% from May 2023 to May 2025.

**measure available May 2023*

The percentage of African American/Hispanic 10th graders who score a C or higher on the English 2 benchmark will increase from 9.3% to 38.2% from May 2022 to May 2025.

The percentage of 11th grade African American/Hispanic students who are college and/or career ready will increase from 11.3% in May 2022 to 39.5% in May 2025 as measured by a C or higher in 6 hours of dual credit courses and/or a 3 or higher on an AP exam.



Guardrail 1: Graduate Skills

The Superintendent shall not allow students to graduate without the soft skills [and financial literacy proficiency] needed for post-secondary success.

Interim Guardrails: Graduate Skills

The percentage of ~~graduating seniors~~ juniors who have successfully earned Microburst certification will increase from 5.4% ~~6.5%~~ in April 2022 to 35.5% ~~36.3%~~ in April 2025.

The percentage of high school students who successfully complete a financial literacy course with a C or higher prior to graduation will increase from 5.0% in May 2022 to 35.3% in May 2025.



Guardrail 2: Social Emotional Learning

The Superintendent shall not allow students to go without Social Emotional Learning.

Interim Guardrails: Social Emotional Learning

The percentage of elementary schools achieving an average of 70% or higher on the SAM/TFI (operationalizing) will increase by 15% from the baseline of X% in May 2023 to Y% in May 2027.*

The percentage of middle schools achieving an average of 70% or higher on the SAM/TFI (operationalizing) will increase by 15% from the baseline of X% in May 2023 to Y% in May 2027.*

The percentage of high schools achieving an average of 70% or higher on the SAM/TFI will increase (operationalizing) by 15% from the baseline of X% in May 2023 to Y% in May 2027.*

**measure available May 2023; Spring Window: March 20-May 26, 2023*



Guardrail 3: Stakeholder Engagement

The Superintendent shall not present major initiatives to the Board without engaging schools (parents, guardians, students, staff), district, and community stakeholders who are most impacted by the initiative/decision.



Interim Guardrails: Stakeholder Engagement

The percentage of secondary schools that have a representative student advisory holding three or more meetings per year will grow from <5% in May 2022 to 75% by May 2025. Feedback will be provided to the District via the Superintendent's Cabinet.

The number of public-facing stakeholder interactions to solicit feedback on District initiatives/decisions will increase from <10 per year in May 2022 to 40 per year in May 2025.

The number of times the Superintendent will solicit feedback from the Board of Trustees to identify "major decisions" to guide quarterly roundtables will increase from 0 times a year in May 2022 to 40 times per year in May 2025.



Guardrail 4: Treatment and Expectations of Students

The Superintendent shall not allow disparate treatment of or low expectations for any students.

Interim Guardrails: Treatment and Expectations of Students

The percentage of teachers rated proficient or higher on the Expectations domain of the Classroom Walkthrough Tool will increase from X% in May 2023 to Y% in May 2025.

**measure available May 2023*

The percentage of school and district instructional teams that will participate in 4 or more learning walks* designed to develop a common expectation of the learning environment will increase from X% in June 2023 to Y% in June 2025.

**may be inclusive of EL and bridges inter-rater reliability learning walks*



Guardrail 5: Climate

The Superintendent shall not allow a negative or unsupportive staff culture.

Interim Guardrails: Climate

The district's percentage of non-teaching, school based staff that respond favorably regarding their perceptions of overall social and learning climate of the school as measured by the School Climate topic on the Panorama survey will increase from 62% in April 2022 to **66% in May 2025** ~~72% in May 2027~~.

The district's percentage of teaching staff that respond favorably regarding their perceptions of overall social and learning climate of the school as measured by the School Climate topic on the Panorama survey will increase from 53% in April 2022 to **57% in May 2025** ~~63% in May 2027~~.



Next Step:

Develop progress monitoring protocols

Progress monitoring provides the board the opportunity to evaluate the alignment between the community's vision (goals towards student outcomes) and the district's reality. This has three fundamental concerns:

- Does reality match the vision?
- Is there growth towards the vision?
- Are there strategies and plans sufficient to cause growth?



Questions?