



# Initial Login and Password Reset

Student iPad



**All students passwords were reset on August 23, 2020**

\*\*\*

**Student usernames have the same format across the district:**

First 3 letters of last name first 3 letters of first name last 4 numbers of student ID  
Ex: Janelle Smith 9835674 = smijan5674

Grade  
K-4

**Click on CCSD Login icon and login using student username and district password:**

Username: lasfir1234  
Password: 123456



Grade  
5-12

**Click on CCSD Login icon and log in using student username as both the username and password. When prompted for the "Old" password, enter your username:**

Username: lasfir1234  
Password: lasfir1234



Students will be forced to choose another password:  
New passwords must be 8 characters long

[Insert school logo here]

## Family Tech Support

From CCSD Help Desk



**For Assistance with Device and Application Issues**

?

Call 843-849-3400



# Clever Directions

## Student iPads




Clever is a single sign on portal that connects students to their different resources and content all in one area with just one login.

Students will log in with the same credential they use at school:

*Username:* first 3 letters of last name first 3 letters of first name last 4 numbers of student ID (lasfir1234)

*Password:* determined by school or student. Contact the Help Desk at 843-849-3400 for password assistance



Grades  
K-3


Click on the Clever Icon 

Scan your Clever badge. Your homeroom teacher should be able to provide you your Clever badge.

Click on the icon for any of the digital resources students want to use. Students are already logged into most of the apps on their iPads. They can switch from one program to another by clicking on a different icon.



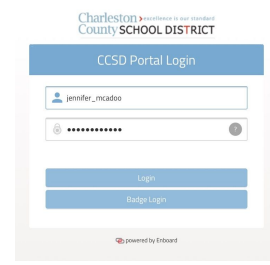
Grades  
4-12

Click on the MyPortal icon 

Login with your district username and password

Click on the Clever icon in MyPortal 

Click on the icon for any of the digital resources students want to use. Students are already logged into most of the apps on their iPads. They can switch from one program to another by clicking on a different icon.





# Canvas Directions

## Student iPad





Belle Hall Elementary

Canvas is a learning management system designed to support teaching & learning. Students can access course materials, collaborate with their teachers and classmates, as well as submit assignments, and receive feedback.

### Student Login



**Students will need to download the Canvas Student App from Self Service**



1. Open the Student app, tap **Find My School**
2. Type **Charleston County School District**
3. Sign in with Student Google Account/MyPortal Account

**Student Username/email**

Student Email: \_\_\_\_\_@ccsdschools.com

Student Password: \_\_\_\_\_

### Parent Login



**Parents can create an observer account and view student progress.**

1. Go to [https://canvas.instructure.com/register\\_from\\_website](https://canvas.instructure.com/register_from_website)
2. Click **Parents sign up here**



You will enter a pairing code for your child.

Pairing code \_\_\_\_\_

*You only need to create one account, you can add multiple codes for multiple children.*