

**Financial Report
for period ending
September 2010**

November 29, 2010

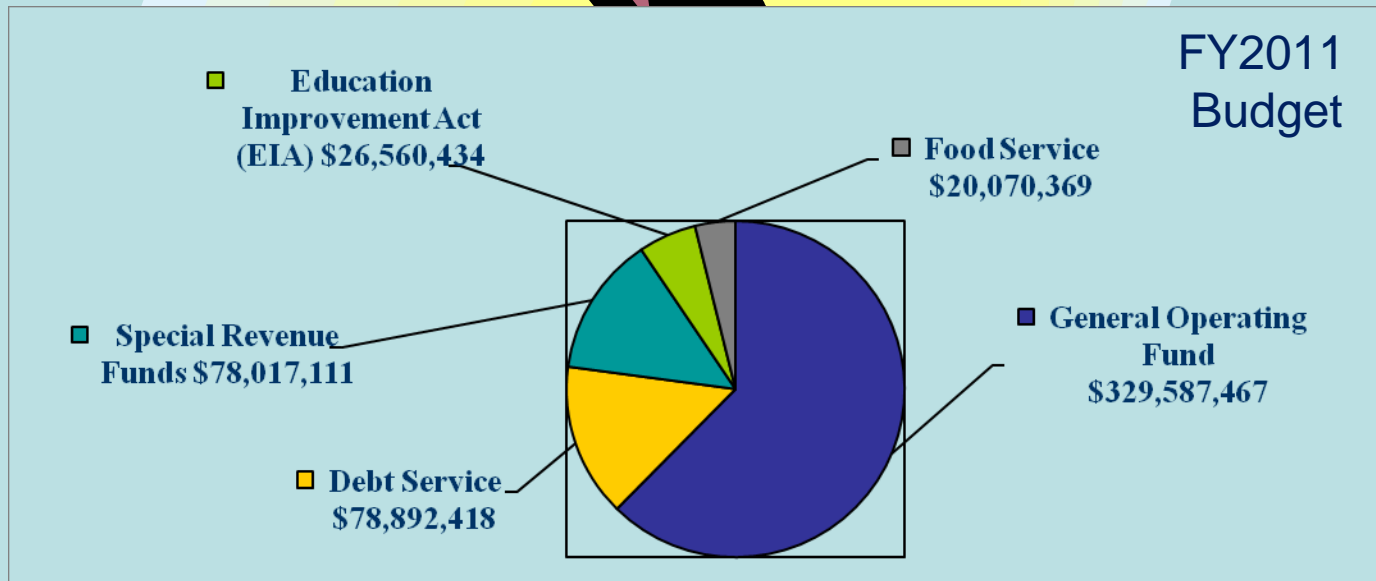
**Michael L. Bobby
Chief Financial and Operations Officer**

Victory is in the Classroom

The Big Picture

Charleston County School District

Achieving Excellence



The Big Picture

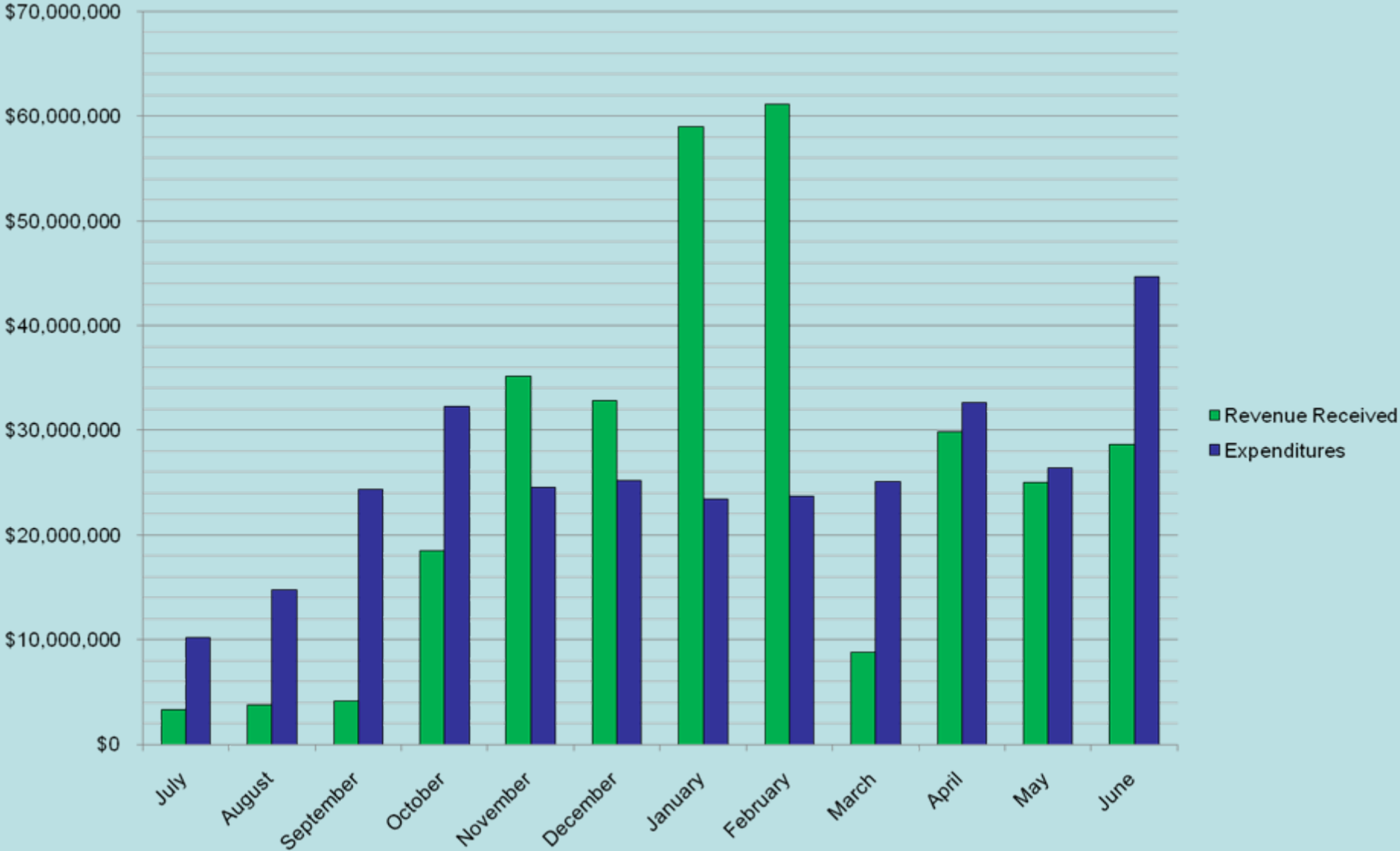
Audited Expenditures

Fiscal Year	General Operating	Special Revenue	EIA	Food Service	Debt Service	Total
FY2008	\$324,373,955	\$56,215,458	\$41,086,950	\$20,908,636	\$52,408,487	\$494,993,486
FY2009	\$317,630,848	\$49,312,667	\$40,873,837	\$19,996,399	\$72,039,745	\$499,853,496
FY2010	\$306,426,843	\$64,825,866	\$30,051,689	\$18,974,521	\$89,000,166	\$509,279,085
FY2011 original budget	\$329,548,266	\$79,875,999	\$26,560,434	\$20,070,369	\$78,892,418	\$534,947,487
FY 2012	TBD	TBD	TBD	TBD	TBD	TBD

CHARLESTON COUNTY SCHOOL DISTRICT

General Operating Fund

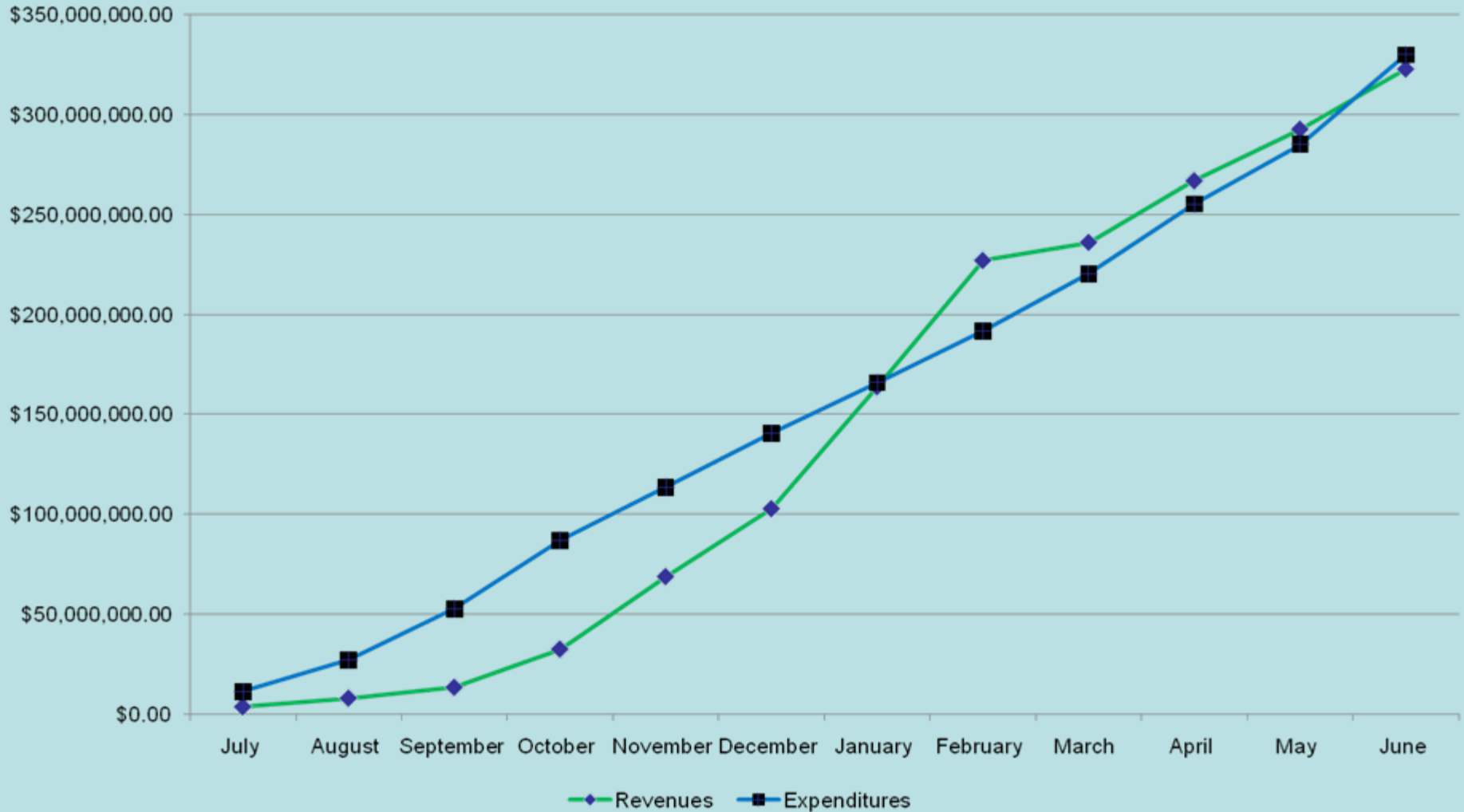
FY2010 Revenue & Expenditure Schedule



CHARLESTON COUNTY SCHOOL DISTRICT

General Operating Fund

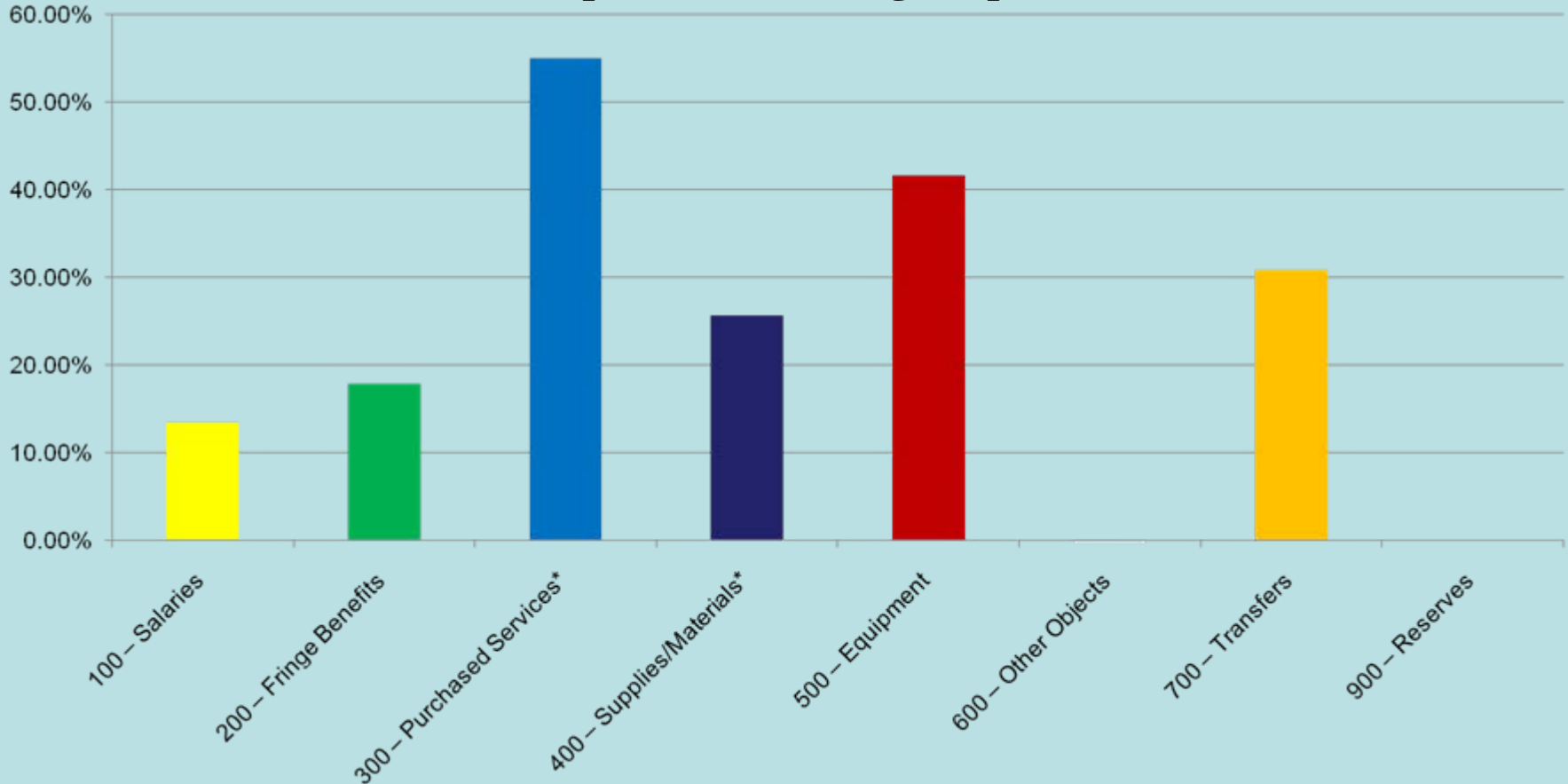
FY2011 Revenue & Expenditure Projection



CHARLESTON COUNTY SCHOOL DISTRICT

General Operating Fund

FY2011 Expenditures through September 2010



* Represents a higher than fiscal year passed percentage due to the high percentage of expenditures or encumbrances in the following areas: In some of these areas we encumber 100% of the year's anticipated expenditures based on the annual contract with the vendor.

Professional & technical Services	Instructional Services	Audit Services
Property & Liability Insurance	Pupil Transportation	Gasoline

CHARLESTON COUNTY SCHOOL DISTRICT
Special Revenue, EIA and Food Service Funds
For the period through September 2010

Fund Category**	Current Budget	Expenditures & Encumbrances	Percent Obligated
Federal Funds (200)	\$ 71,144,770	\$ 9,575,429	13.46%
EIA Funds (300)	26,619,819	3,653,229	13.72%
Food Service Funds (600)	20,092,035	2,844,859	14.16%
Local/Competitive Funds (800)	8,776,364	2,127,563	24.24%
State Restricted Funds (900)	<u>6,741,875</u>	<u>1,481,758</u>	<u>21.98%</u>
Grand Total SRF, EIA & FS	\$133,374,863	\$ 19,682,837	14.76%

**These funds are reported together for informational purposes and should not be considered as a total of funds available for operations. Each of the funds in this report represent funding sources with specific guidelines and restrictions.

**Financial Report
for period ending
September 2010**

November 29, 2010

**Michael L. Bobby
Chief Financial and Operations Officer**

Victory is in the Classroom