

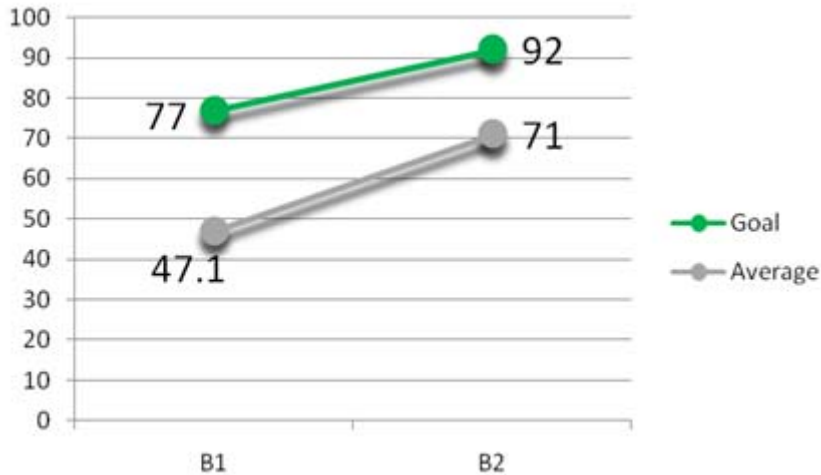


Charleston County School District

Third Grade and Sixth Grade Academy Results



Third Grade Academy

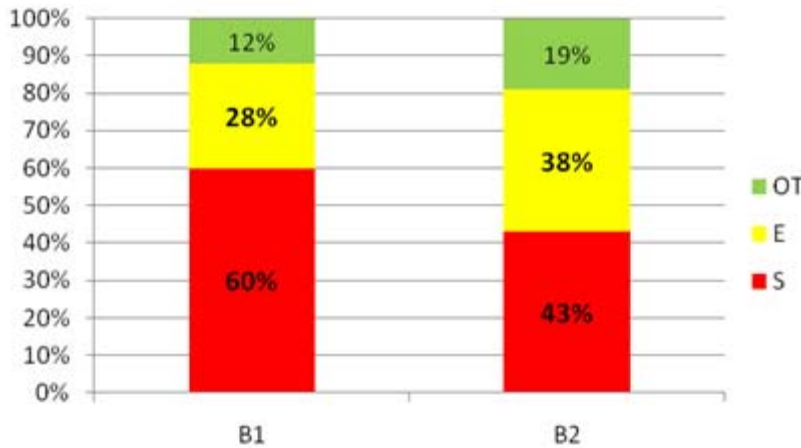


n= 215

Reading Connected Text Scores

Third Grade Academy students averaged 23.9 words per minute gained from Benchmark 1 to Benchmark 2.

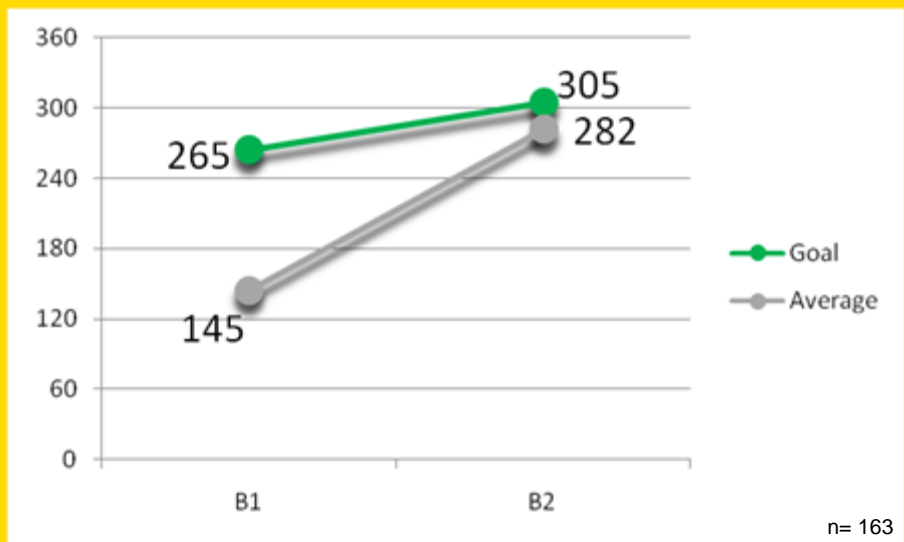
The expected gain for third grade is one word per minute per week of instruction. In 12 weeks, Third Grade Academy students averaged almost 2 words per minute per week, or double the expected growth from Benchmark 1 to Benchmark 2.



Student Categorical Movement

Third Grade Academy students began the year with over half the population categorized as Struggling. At the end of Benchmark 2, 17% of these students had moved to either the Emerging or On Track categories.

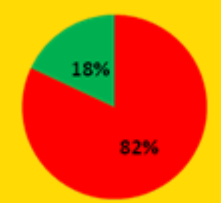
On Track students also increased by Benchmark 2, adding another seven percentage points to the category total.



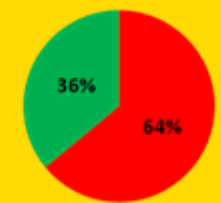
Progress Assessment Scores

Third Grade Academy students averaged 137 Quantiles gained from Benchmark 1 to Benchmark 2.

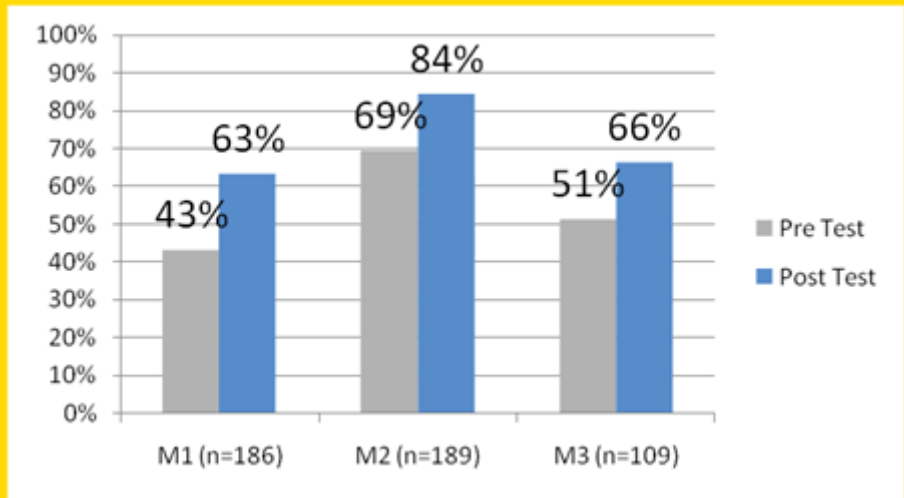
The expected gain between B1 and B2 is 40 Quantiles, or about 3.3Q for 12 weeks of instruction. In 12 weeks, Third Grade Academy students averaged 11.4Q per week, significantly closing the achievement gap between benchmarks.



B1 Below Standards = 82%

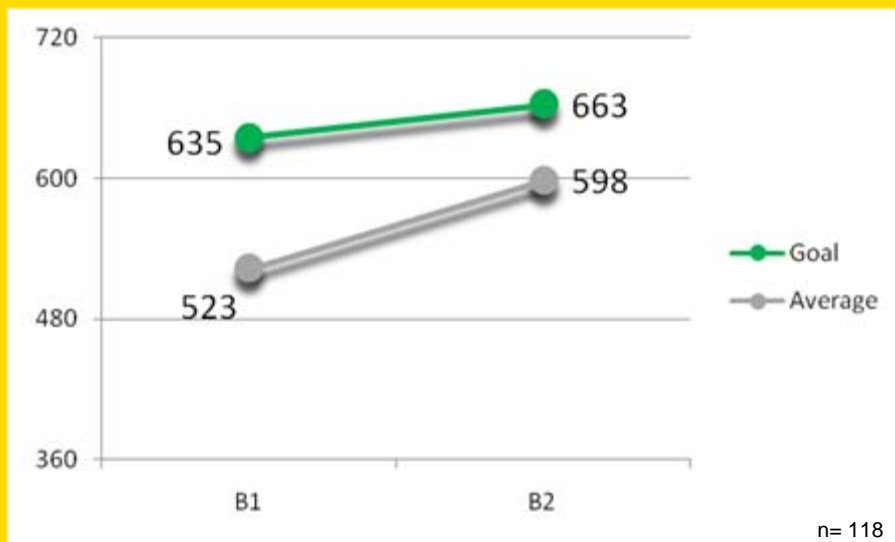


B2 Below Standards = 64%



Pre- and Post-Test Modules

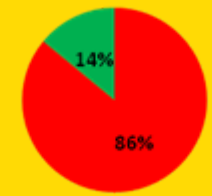
Third Grade Academy students averaged a 17% increase in questions answered correctly between the Pre-Test and Post-Test assessments for the first three modules.



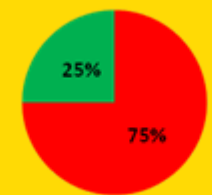
Progress Assessment Scores

Sixth Grade Academy students averaged 75 Quantiles gained from Benchmark 1 to Benchmark 2. District sixth-grade students averaged 56Q gained.

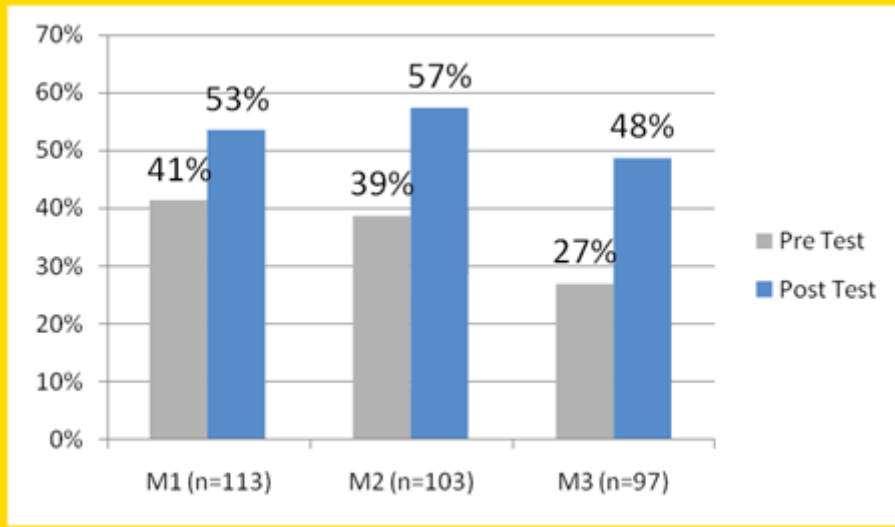
The expected gain between B1 and B2 is 28 Quantiles, or about 2.3Q for 12 weeks of instruction. In 12 weeks, Sixth Grade Academy students averaged 6.3Q per week, significantly closing the achievement gap between benchmarks.



B1 Below Standards = 86%




B2 Below Standards = 75%

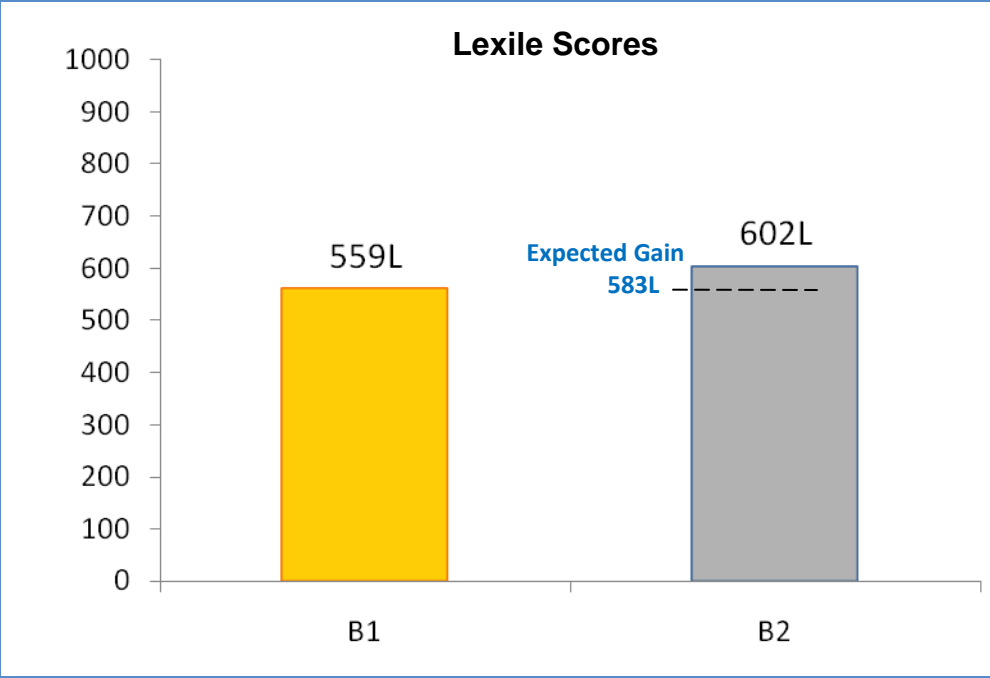


Pre- and Post-Test Modules

Sixth Grade Academy students averaged a 17% increase in questions answered correctly between the Pre-Test and Post-Test assessments for the first three modules.



Sixth Grade Academy



Reading Benchmark Scores

Sixth Grade Academy students averaged 43 Lexiles gained from Benchmark 1 to Benchmark 2.

The expected gain between B1 and B2 is 24 Lexiles, or 2 Lexiles per week of instruction. In 12 weeks, Sixth Grade Academy students averaged 3.6L per week.